



Play Along Excellence Serie No. 2

Akkoordenschema's met audio bestanden

Play Along Excellence Serie

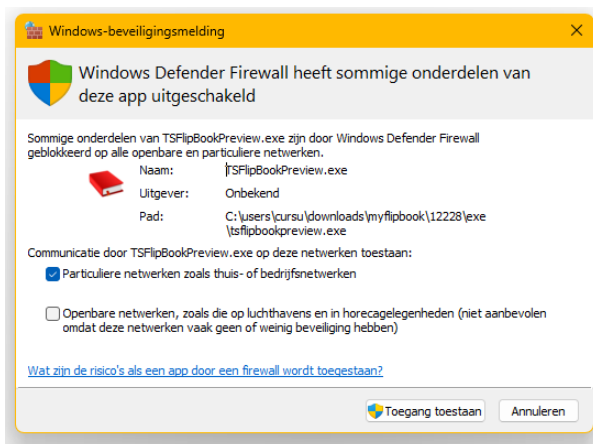
De **Play Along Excellence Serie** van **GuitarJan.com** is een concept, waarbij je bekende bestaande songs in een zo eenvoudig mogelijke akkoordzetting krijgt aangeboden, samen met een audiofile van de muziek. Het geheel is verpakt in een standalone Windows app. De app werkt als een soort bladerboek, waarbij we voor iedere song getracht hebben, lieder tekst en akkoorden op twee tegenover elkaar liggende pagina's te positioneren, da's gemakkelijk als je vanaf het beeldscherm speelt.

Met behulp van een handige inhoudsopgave kun je snel naar de gewenste song navigeren, aan de rechterkant van het desbetreffende akkoordenschema vind je de audio-player. Soms bieden we extra lange (*extended*) songs aan, voor het geval je helemaal uit je dak wilt gaan, en nieuwe ideeën wilt creëren om het nummer te spelen, immers: "Jamming is King!". Ook hebben we soms een andere toonladder voor de akkoorden gebruikt, om het spelen gemakkelijker te maken. Je kunt de meegeleverde audiofile dan vooral gebruiken om het ritme en de akkoordenwisselingen op te pakken. De audiofile zal dan echter afwijkend klinken van wat je in het akkoordenschema ziet.



Een paar handigheidjes en tips voor het gebruik van de bladerboeken, en die betreffen vooral het menu. Het werkt allemaal erg eenvoudig en intuïtief.

De inhoudsopgave wordt opgeroepen door op het meest linkse symbool te klikken. De tekst kan worden vergroot met behulp van het vergrootglas-symbool, en de "full screen" wordt bereikt door op het meest rechtse symbool te klikken. Het bladeren door de applicatie gaat met behulp van de pijltjestoetsen die je links en rechts van de tekst ziet.



Afhankelijk van de instellingen van je computersysteem, en met name van je firewall en virusprotectie, kun je een Windows melding krijgen zoals je hiernaast ziet. Je kunt daarbij op rustig op "Toegang toegestaan" klikken. De applicatie is absoluut veilig te gebruiken op je systeem.

Versterkerinstellingen

We begrijpen dat het bijzonder interessant is, om zoveel mogelijk effecten uit je gitaar te persen, maar je zult merken dat dit het meezingen van de songs tamelijk lastig maakt, tenzij je een microfoon gebruikt. We geven je van een paar programma's enkele instellingen die het goed doen met een elektrische gitaar, waarbij je de elektrische gitaar

min of meer als een akoestische gitaar laat klinken. De instellingen zijn getest met een Gretsch G5422 Electromatic Classic Hollowbody.

Presetkeuzes voor **BOSS Tone Studio** (2022), in combinatie met een **BOSS GT-1000 Core** multiprocessor. Indien er een optie onder de CTL-1 knop van de multiprocessor zit (de meest rechtse voetknop op het pedaal), hebben we die tevens in de tabel opgenomen.

Preset	Patch benaming	Optie onder CTL-1
P038	Rich Acoustic	Chorus On/Off
P053	Mellow Jazz Clean	Divider 1 Channel Select
P119	Crystal Clean *)	Divider 1 Channel Select
P126	For Nylon String	Chorus On/Off
P143	Clean <> Lead Vari	Divider 1 Channel Select
P186	Soulful Clean	Distortion 1 On/Off
P197	Electric Spanish	AIRD Preamp 1 Solo

*) = aanrader

Veel gitaristen gebruiken een puur softwarematige oplossing, bijvoorbeeld **Amplitude** van IK Multimedia, een gitaarversterker- en effectsimulatie software. Het hoeft geen betoog dat de ingebouwde virtuele effectpedalen als Reverb, Chorus, Delay, Flanger en dergelijke, met gepaste voorzichtigheid in een dergelijk programma ingezet moeten worden. Het is verstandig te kiezen voor een helder klinkend versterkermodel in Amplitude, om de akoestische simulatie voor elkaar te krijgen, zodat je in ieder geval zonder microfoon kunt meezingen.

Amplitude (2022) kent vier verschillende “soorten” virtuele versterkers: clean, crunch, high gain en bass. We concentreren ons op de versterkertypes in de categorie “clean”. Een paar mooie akoestisch gesimuleerde weergaven met de Gretsch Electromat krijg je met de “clean”-versterkertypes:

Versterkermodel	Fabrikant
'57 Champ	Fender
'64 Vibroverb Custom	Fender
'65 Princeton	Fender
MK III American Clean	Orange
American Vintage T *)	Amplitude (custom)
Jazz Amp 120	Amplitude (custom)
Mazz 18 Jr	Dr. Z
Pro Junior	Fender

*) = aanrader

Veel succes met dit multimedia E-boek!

Gretsch G5422 Electromatic CB Jr Azure Metallic
Met dit gitaarmodel hebben we de verschillende instellingen voor **BOSS Tone Studio** en **Amplitude** getest.

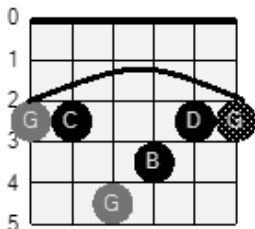


Sade (2000)

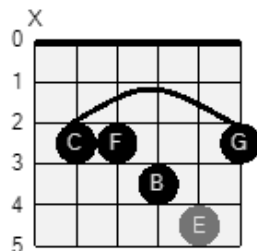
BY YOUR SIDE

CHORDS

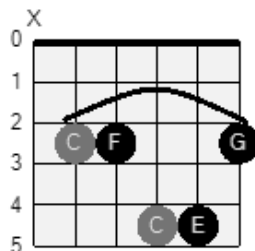
G(add4)



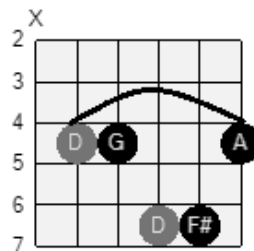
Em(addF/C)



C(add4)



D(add4)



Intro | G | Em D | C | D |

Verse 1

G Em C D
You think I'd leave your side baby, you know me better than that

G Em
You think I'd leave you down when you're down on your knees

C D
I wouldn't do that

G Em C D
I'll tell you you're right when you want, ha ah ah ah ah ah

G Em C D
And if only you could see into me

Chorus 1

G Em C D
Oh, when you're cold, I'll be there, hold you tight to me

Verse 2

G Em
When you're on the outside baby and you can't get in

C D
I will show you you're so much better than you know

G **Em**
When you're lost and you're alone and you can't get back again
C **D**
I will find you darling and I will bring you home

Bridge

C **D** **G** **Em** **C**
And if you want to cry, I'm here to dry your eyes, and in no time, You'll be fine

Verse 3 *(repeat verse 1)*

Chorus 2

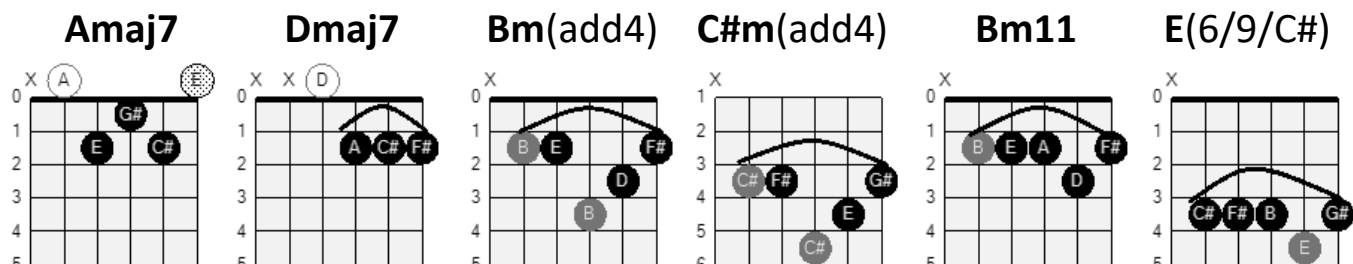
G **Em C** **D**
Oh, when you're cold, I'll be there, hold you tight to me
G **Em C** **D**
Oh when you're low, I'll be there, by your side baby

Outtro | **G** | **Em D** | **C** | **D** | *(repeat until fade out)*

Sade (1984)

YOUR LOVE IS KING

CHORDS



Intro | Amaj7 | Dmaj7 | (play 4x)

Verse 1

Amaj7 Dmaj7

Your love is king, crown you in my heart

Amaj7 Dmaj7

Your love is king, never need to part

Amaj7 Dmaj7

Your kisses ring, round and round and round my head

Bm C#m Bm11 C#m

Touching the very part of me, it's making my soul sing

Bm C#m Bm11

Tearing the very heart of me, I'm crying out for more

Verse 2

Amaj7 Dmaj7

Your love is king, crown you in my heart

Amaj7 Dmaj7

Your love is king, you're the ruler of my heart

Amaj7 Dmaj7

Your kisses ring, round and round and round my head

Bm C#m Bm11 C#m

Touching the very part of me, it's making my soul sing

Bm C#m Bm11

I'm crying out for more, your love is king

Bridge 1

Amaj7 Dmaj7 Amaj7 Dmaj7
I'm coming up, I'm coming
Amaj7 Dmaj7 Amaj7 Dmaj7
You're making me dance inside

Verse 3 *(repeat verse 1)*

Solo *(guitar accompaniment)* | **Amaj7** | **Dmaj7** | *(play 4x)*

Bridge 2

Bm C#m Bm11 C#m
Touching the very part of me, it's making my soul sing
Bm C#m Bm11
I'm crying out for more, your love is king
Amaj7 Dmaj7 Amaj7 Dmaj7
This is no blind faith, this is no sad and sorry dream
Amaj7 Dmaj7 Bm C#m Bm11 E Amaj7
This is no blind faith, your love ... your love is real

Outtro

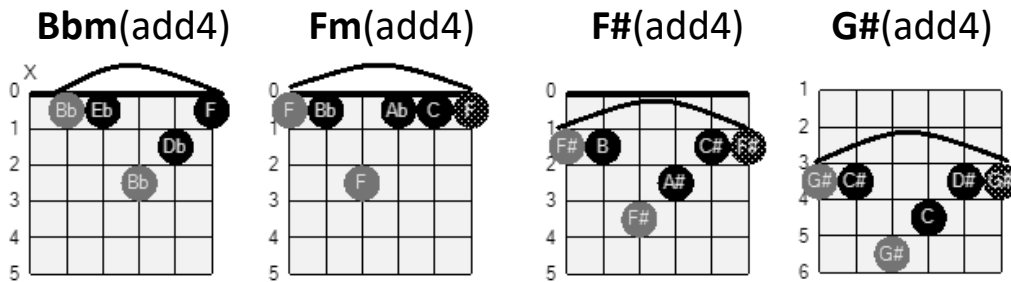
| **Amaj7** | **Dmaj7** | *(Playing throughout outro, ad lib singing)*

Gotta crown me with your heart Never, never need to part, touch me,
Never letting go, never letting go Never going to give it up
I'm coming, you're making me dance

Sade (1985)

THE SWEETEST TABOO

CHORDS



Intro | **Bbm** | **Fm** | **F#** | **G#** | (*play 4x*)

Verse 1

Bbm **Fm** **F# G# Bbm** **Fm** **F#** **G#**
If I tell you, if I tell you now. Will you keep on, will you keep on loving me
Bbm **Fm** **F#** **G# Bbm** **Fm** **F#** **G#**
If I tell you, if I tell you how I feel. Will you keep bringin' out the best in me

Chorus 1

Bbm **Fm** **F#** **G#**
You give me, you give me the sweetest taboo
| **Bbm** | **Fm** | **F#** | **G#** |
Bbm **Fm** **F#** **G#**
You give me, you're giving me the sweetest taboo
Bbm **Fm** **F#** **G#**
Too good for me

Verse 2

Bbm **Fm** **F#** **G#**
There's a quiet storm, and it never felt like this be-fore
Bbm **Fm** **F#** **G#**
There's a quiet storm, that is you
Bbm **Fm** **F#** **G#**
There's a quiet storm, and it never felt this hot be-fore

Bbm **Fm** **F#**
Giving me something that's ta-boo
 G# **Bbm**

(Sometimes I think you're just too good for me)

Chorus 2

Bbm **Fm** **F#** **G#** **Bbm** **Fm F#** **G#**
You give me the sweet-est taboo. That's why I'm in love with you

Bbm **Fm** **F#** **G#**
You give me the sweet-est taboo

Bbm **Fm** **F#** **G#**
Sometimes I think you're just too good for me

Bridge

Bbm **Fm** **F#** **G#**
(I'd do anything for you). I'd stand out in the rain

Bbm **Fm F#** **G#**
(Anything you want me to do) Don't let it slip away

Verse 3 *(repeat verse 2, with the exception of the last line)*

Chorus 2 *(repeat)*

Coda

Bbm **Fm** **F#** **G#**
You've got the biggest heart, sometimes I think you're just too good for me

Bbm **Fm** **F#** **G#** **Bbm** **Fm F#** **G#**
Every day is Christ-mas, and every night is New Year's eve

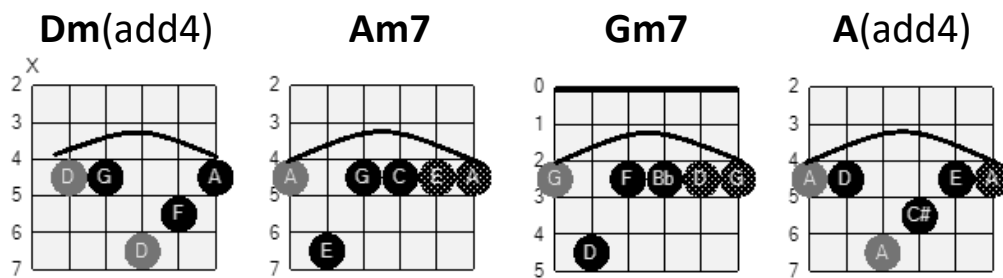
Bbm **Fm** **F#** **G** **Bbm** **Fm** **F#** **G#**
Will you keep on loving me, uh huh,

Bbm **Fm** **F#** **G#**
Will you keep on, will you keep on bringing out the best in me

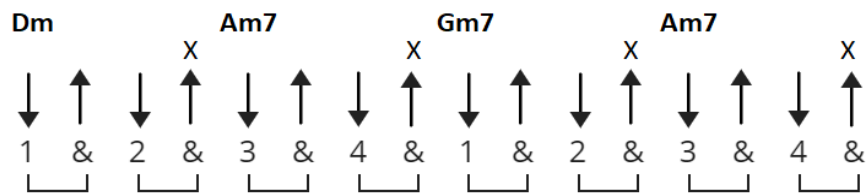
| **Bbm** | **Fm** | **F#** | **G#** | *(Instrumental ending fade out)*

SMOOTH OPERATOR • Sade (1985)

CHORDS



strumming pattern



Intro | Dm Am7 | Gm7 Am7 | (play 4x)

Verse 1

Dm Am7 Gm7 Am7 Dm Am7 Gm7 Am7

Diamond life, lover boy

Dm Am7 Gm7 Am7 Dm Am7 Gm7 Am7

He move in space with minimum waste and maximum joy

Dm Am7 Gm7 Am7 Dm Am7 Gm7 Am7

City lights and business nights

Dm Am7 Gm7 Am7 Dm Am7 Gm7 Am7

When you require street car desire for higher heights

Gm7 Am7 Dm Dm Am7 Am7

No place for beginners or sensitive hearts

Gm7 Am7 Dm Dm Am7 Am7

When sentiment is left to chance

Gm7 Am7 Dm A

No place to be ending but somewhere to start. No need to ask

Chorus

Dm Am7 Gm7 Am7 Dm Am7 Gm7 Am7

He's a smooth operator, smooth operator,

Dm Am7 Gm7 Am7 Dm Am7 Gm7 Am7
smooth operator, smooth operator

Dm Am7 Gm7 Am7 Dm Am7 Gm7 Am7
Coast to coast, LA to Chicago, western male

Dm Am7 Gm7 Am7 Dm Am7 Gm7 Am7
Across the north and south, to Key Largo, love for sale

Solo *(intro)*

| **Dm** | **Dm** | **Am7** | **Gm7** | **Dm** | **Dm** | **Am7** | **Gm7** | *(play 2x)*
(accompaniment)

| **Dm** | **Am7** | **Gm7** | **Am7** | **Dm** | **Am7** | **Gm7** | **Am7** | *(play 2x)*

Verse 2

Dm Am7 Gm7 Am7 Dm Am7 Gm7 Am7
Face to face, each classic case

Dm Am7 Gm7 Am7 Dm Am7 Gm7 Am7
We shadow box and double cross, yet need the chase

Gm7 Am7 Dm Dm Am7 Am7
A license to love, insurance to hold

Gm7 Am7 Dm Dm Am7 Am7
Melts all your memories and change into gold

Gm7 Am7 Dm A
His eyes are like angels but his heart is cold. No need to ask,

Chorus

Outro

Dm Am7 Gm7 Am7 Dm Am7 Gm7 Am7
Smooth operator

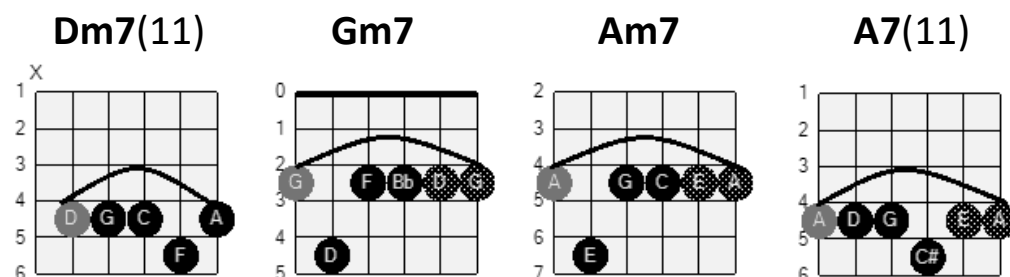
Dm Am7 Gm7 Am7 Dm Am7 Gm7 Am7
Smooth operator

Dm Am7 Gm7 Am7 Dm Am7 Gm7 Am7
Smooth operator

(repeat ad lib until fade out)

HANG ON TO YOUR LOVE ● Sade (1984)

CHORDS



Intro | Dm7 | Dm7 | Gm7 | Gm7 | (play 4x)

Verse / Chorus 1

Dm7 In heaven's name why are you walking away, **Gm7** hang on to your love
Dm7 In heaven's name why do you play these games, **Gm7** hang on to your love
Am7 Take time if you're down on luck, It's so easy to walk out on love
Am7 Take your time if the going gets tough, It's so precious
Am7 So if you want it to get stronger, You'd better not let go
Am7 You gotta hold on longer, If you want your love to grow
Am7 Gotta stick together, hand in glove, hold tight, don't fight, hang on to your love **A7**

Verse / Chorus 2

Dm7 In heaven's name why are you walking away, **Gm7** hang on to your love
Dm7 In heaven's name why do you play these games, **Gm7** hang on to your love
Am7 Be brave when the journey is rough, it's not easy when you're in love
Am7 Don't be ashamed when the going gets tough, it's not easy don't give up
Am7 If you want it to get stronger, You'd better not let go
Am7 You gotta hold on longer, If you want your love to grow

Am7

Gm7

A7

Gotta stick together, hand in glove, hold tight, don't fight, hang on to your love

Verse / Chorus 3

Dm7

In heaven's name why are you walking away,

Gm7

hang on to your love

Dm7

In heaven's name why do you play these games,

Gm7

hang on to your love

Am7

Gm7

Da da da dee dee da, da da da dee dee da, daaa (dee dee daa)

Am7

Gm7

Da da da dee dee da, da da da dee dee da, daaa (dee dee daa)

Am7

Gm7

Da da da dee dee da, da da da dee dee da, daaa (dee dee daa)

Am7

Gm7

Da da da dee dee da, da da da dee dee da, daaa (dee dee daa)

Am7

Gm7

So if you want it to get stronger, You'd better not let go

Am7

Gm7

You gotta hold on longer, If you want your love to grow

Am7

Gm7

A7

Gotta stick together, hand in glove, hold tight, don't fight, hang on to your love

Outro

Dm7

In heaven's name why are you walking away,

Gm7

hang on to your love

Dm7

Gm7

In heaven's name why do you play these games,

hang on to your love

Dm7

Gm7

When you find a love (to your love), don't let it walk away

Dm7

Gm7

When you find your love (to your love), You've got to make it stay (hang on)

Dm7

Gm7

Dm7

Gm7

Hang on to your love, you've got to hang on to your love (to your love)

Dm7

Gm7

Why are you walking away (why are you walking away)

Dm7

Gm7

Why do you play these games (play these games)

(end outro on fade out)

ROCK THE CASBAH ● The Class (1982)

CHORDS

Dm(add4) **Am(add4)** **G(add4)** **Em(addF/C)** **F(add)** **A(add4)**

strumming patterns

Intro **Dm** **Am** **G** **Em** **F** **Em** **Am**

Verses **Am** **Em**

↓ ↓ ↓ ↑ ↓ ↓ ↓ ↓ ↓ ↓ ↓ ↑ ↓ ↓ ↓ ↓ ↓ ↓ ↑ ↓ ↑ ↓

1 & 2 & 3 & 4 & 5 & 6 & 7 & 8 & 1 & 2 & 3 & 4 & 5 & 6 & 7 & 8 &

Intro | **Dm Am G** | **Em F** | **Em Am** |

| **Dm Am G** | **Em F** | **Em Am** |

Verse 1

Am	Em	G	Dm
Now the King told the boogie man	You have to let that raga drop		
Am	Em	G	Dm
The oil down the desert way	Has been shakin' to the top		
Am	Em	G	Dm
The Sheik, he drove his Cadillac	He went a-cruisin' down the ville		
Am	Em F F	A A A	
The Muezzin was a-standin'	On the radiator grille (Whoa!)		

Chorus

Dm **Am G Em F** **Em Am**

Sharif don't like it Rock the Casbah Rock the Casbah (play 2x)

Verse 2

Am	Em	G	Dm
By order of the Prophet	We ban that boogie sound		
Am	Em	G	Dm
Degenerate the faithful	With that crazy Casbah sound		
Am	Em		
But the Bedouin, they brought out the electric camel drum			
G	Dm		
The local guitar picker got his guitar-pickin' thumb			

PSYCHO KILLER • Talking Heads (1977)

CHORDS

Dm(add4) **Am(add4)** **G(add4)** **Em(addF/C)** **F(add)** **A(add4)**

strumming pattern

Am **G**

↓ || ↓ || ↓ || ↓ || ↓ || ↓ || ↓ ↑ ↓ >

1 & 2 & 3 & 4 & 5 & 6 & 7 & 8 &

Intro

e		-----		-----	
B		-----		-----	
G		-----		-----	
D		-----		-----	
A		-----		-----	
E		--5x--5x--5x--5x--		--5x--5x--5-0-3--	(play 6x)

Verse 1

Am I can't seem to face up to the facts **G Am** I'm tense and nervous and I can't relax **G**

Am I can't sleep cause my bed's on fire **G Am** Don't touch me I'm a real live wire **G**

Chorus

F Psycho killer, qu'est-ce que c'est **G** Fa fa fa fa fa fa fa fa fa fa better **Am**

F Run run run run run run run run a-way Ah oohhh **C**

F Psycho killer, qu'est-ce que c'est **G** Fa fa fa fa fa fa fa fa fa fa better **Am**

F Run run run run run run run run a-way **C**

F Oh oh oh ooooooh **G** Ay ay ay ay ay ay ay ooooh | **Am** **G** | **Am** **G** |

Verse 2

Am You start a conversation, you can't even finish it **G**

Am You're talking a lot, but you're not saying anything **G**

Am When I have nothing to say, my lips are sealed G Am Say something once, why say it again G

Chorus

Bridge

Bm G
 ↓ ↓ ↓ ↓ ↓ ↓ ↓ ↓ ↓ ↓ ↓ ↓

Ce que j'ai fait, ce soir là

Bm C
 ↓ ↓ ↓ ↓ ↓ ↓ ↓ ↓ ↓ ↓ ↓ ↓

Ce qu'elle a dit, ce soir-là

Am G
 Réalisant mon Espoir, Je me lance vers la gloire

Am G
 Ok-a-a- a- a- a- a- a- a- a- a- a- a-y

Am G
 Yay yay yay yay yay yay yah

Am G Am G
 We are vain and we are blind I hate people when they're not polite

Chorus

Outro | Am | Am Em G | Am | Am |

Continuously repeating, playing over the outro with distorted guitar

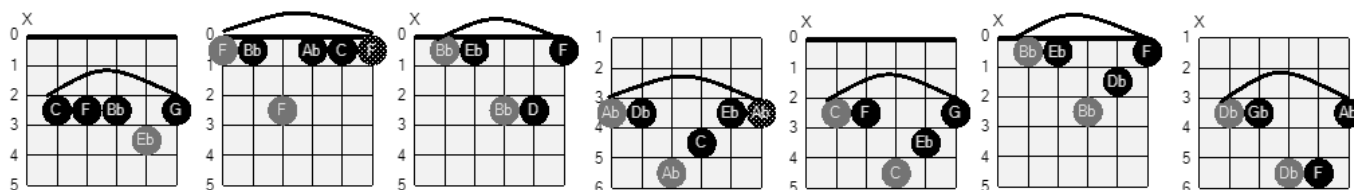
e		-----		-----	
B		-----		-----	
G		-----		-----	
D		-----		-----	
A		-----		-----	
E		--5--5-----5--5----		--5--5-----5--0--3-----	

Talking Heads (1979)

HEAVEN

CHORDS

Eb(6/9/C) Fm(add4) Bb(add4) Ab(add4) Cm(add4) Bbm(add4) Db(add4)



Intro | Eb | Fm | Bb Ab | Bb | Eb |

Verse 1

Eb **Fm**
Everyone is trying to get to the bar
Bb **Ab** **Eb**
The name of the bar, the bar is called heaven

Fm
The band in heaven plays my favorite song
Bb **Ab** **Eb**
They played one more time, played it all night long

Chorus

Cm **Bbm** **Db** **Ab**
Heaven, heaven is a place, a place where nothing, nothing ever happens
Cm **Bbm** **Db** **Ab**
Heaven, heaven is a place, a place where nothing, nothing ever happens

Verse 2

Eb **Fm**
There is a party, everyone is there
Bb **Ab** **Eb**
Everyone will leave at exactly the same time
Fm
When this party's over, it will start again

Bb **Ab** **Eb**
Will not be any different, will be exactly the same

Chorus

Verse 3

Eb **Fm**
When this kiss is over, it will start again

Bb **Ab** **Eb**
will not be any different, will be exactly the same

Fm
It's hard to imagine that nothing at all

Bb **Ab** **Eb**
could be so exciting, could be this much fun

Chorus *(finish on Eb)*

ROAD TO NOWHERE • Talking Heads (1979)

CHORDS

Intro (a capella singing, play each chord once as $\frac{3}{4}$)

$G(\frac{3}{4})$	$D(\frac{3}{4})$	$C(\frac{3}{4})$	$G(\frac{3}{4})$	
Well, we know where we're goin', but we don't know where we've been				
$G(\frac{3}{4})$	$C(\frac{3}{4})$	$Eb(\frac{3}{4})$	$D(\frac{3}{4})$	
And we know what we're knowin', but we can't say what we've see - een				
$G(\frac{3}{4})$	$D(\frac{3}{4})$	$C(\frac{3}{4})$	$Eb(\frac{3}{4})$	$F(\frac{3}{4})$
And we're not little children, and we know what we wa - ant				
$G(\frac{3}{4})$	$D(\frac{3}{4})$	$C(\frac{3}{4})$	$Eb(\frac{3}{4})$	$D(\frac{3}{4})$
And the future is certain, give us time to work it o - out				
E	E	E	E	

Verse 1

E	$C\#m$			
We're on a road to nowhere	Come on inside			
E	$C\#m$			
Takin' that ride to nowhere	We'll take that ride			
A	E	B		
I'm feelin' okay this mornin'	and you know			
A	E	B	E	
We're on the road to paradise	here we go	here we go		
E	E	E	E	

Verse 2

E C#m
We're on a ride to nowhere Come on inside
E C#m
Takin' that ride to nowhere We'll take that ride
A E B
Maybe you wonder where you are I don't care
A E B E
Here is where time is on our side take you there take you there
| E | E | E | E |

Chorus

E C#m
We're on a road to nowhere Ha Ha *(play 3x)*

Bridge *(play 2x)*

E There's a city in my mind, come along and take that ride	C#m And it's all right, baby, it's all right
E And it's very far away, but it's growing day by day	C#m And it's all right, baby, it's all right
E Would you like to come along, you can help me sing this song	C#m And it's all right, baby, it's all right
E They can tell you what to do, but they'll make a fool of you	C#m And it's all right, baby, it's all right

Outro

E C#m
We're on a road to nowhere Ha Ha
E C#m
We're on a road to nowhere Ha Ha
E C#m E
We're on a road to nowhere Haaaaaaaaa
N.C.
We're on a road to nowhere!

Play Along Excellence Serie

Overzicht reeds verschenen apps

App nr. 1	App nr. 2
<p>Ronan Keating - Life is a Rollercoaster (2000) Stretch - Why Did You Do It? (1975) Daft Punk - Get Lucky (2013) Eagles - Hotel California (1976) Ben E. King - Stand By Me (1961) One Republic - West Coast (2022) Shawn Mendes - Señorita (2019) Bob Marley & Wailers - I Shot The Sheriff (1973) B.B. King - The Thrill Is Gone (1969) Eric Clapton - Cocaine (1977)</p>	<p>Sade - By Your Side (2000) Sade - Your Love Is King (1984) Sade - The Sweetest Taboo (1985) Sade - Smooth Operator (1985) Sade - Hang On To Your Love (1984) Clash - Rock the Casbah (1982) Talking Heads - Psycho Killer (1977) Talking Heads - Burning Down The House (1983) Talking Heads - Heaven (1979) Talking Heads - Road To Nowhere (1979)</p>

meer songs met akkoorden spelen

- Songs & solo's | Akkoorden | Songs met akkoorden
- Songs & solo's | Power Chord Songs
- Programma's & downloads | E-boeken

meer solo's te spelen

- Gitaar & gear | Praktijk | "Solo Master" serie (1 module)
- Songs & solo's | Solo's | Solo's met backing tracks
- Programma's & downloads | Tools | LICKZ Blues
- Programma's & downloads | E-boeken

backing tracks gebruiken

- Gitaar & gear | Praktijk | Akkoordprogressies barré shapes
- Gitaar & gear | Praktijk | "Play Together" serie (4 modules)
- Songs & solo's | Solo's | Backing Tracks (conversies)
- Programma's & downloads | Tools | JAMZ serie (7 modules)

En vergeet niet de grote hoeveelheid eenvoudig toegankelijke muziektheorie, om je nog sneller en efficiënter naar je muzikale doelen te brengen.

Het materiaal voor de website van **GuitarJan.com** wordt onder redactie van **Jan van den Hogen** samengesteld. Jan is een amateur-gitarist die, zoals hij zelf aangeeft, niet al te best gitaar speelt, maar veel lol heeft in dat wat hij in ieder geval muzikaal voor het voetlicht weet te brengen. Hij is een pragmatisch denker, altijd zoekend naar de gemakkelijkste oplossingen en simpelste theoretische toepassingen binnen de complexe muziekliteratuur, zodat iedereen er van kan genieten.

