



# **Play Along Excellence Serie No. 3**

## **Akkoordenschema's met audio bestanden**

## Play Along Excellence Serie

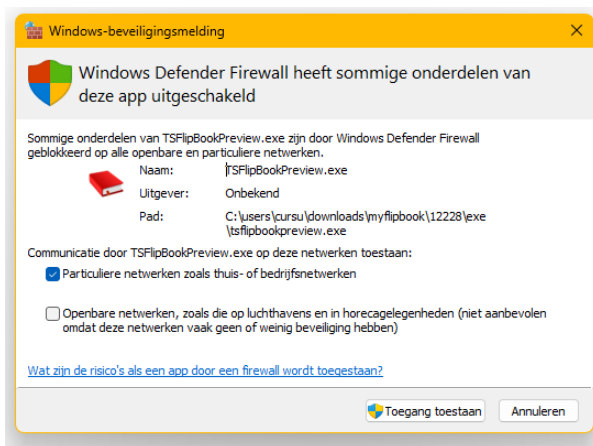
De **Play Along Excellence Serie** van **GuitarJan.com** is een concept, waarbij je bekende bestaande songs in een zo eenvoudig mogelijke akkoordzetting krijgt aangeboden, samen met een audiofile van de muziek. Het geheel is verpakt in een standalone Windows app. De app werkt als een soort bladerboek, waarbij we voor iedere song getracht hebben, lieder tekst en akkoorden op twee tegenover elkaar liggende pagina's te positioneren, da's gemakkelijk als je vanaf het beeldscherm speelt.

Met behulp van een handige inhoudsopgave kun je snel naar de gewenste song navigeren, aan de rechterkant van het desbetreffende akkoordenschema vind je de audio-player. Soms bieden we extra lange (*extended*) songs aan, voor het geval je helemaal uit je dak wilt gaan, en nieuwe ideeën wilt creëren om het nummer te spelen, immers: "Jamming is King!". Ook hebben we soms een andere toonladder voor de akkoorden gebruikt, om het spelen gemakkelijker te maken. Je kunt de meegeleverde audiofile dan vooral gebruiken om het ritme en de akkoordenwisselingen op te pakken. De audiofile zal dan echter afwijkend klinken van wat je in het akkoordenschema ziet.



Een paar handigheidjes en tips voor het gebruik van de bladerboeken, en die betreffen vooral het menu. Het werkt allemaal erg eenvoudig en intuïtief.

De inhoudsopgave wordt opgeroepen door op het meest linkse symbool te klikken. De tekst kan worden vergroot met behulp van het vergrootglas-symbool, en de "full screen" wordt bereikt door op het meest rechtse symbool te klikken. Het bladeren door de applicatie gaat met behulp van de pijltjestoetsen die je links en rechts van de tekst ziet.



Afhankelijk van de instellingen van je computersysteem, en met name van je firewall en virusprotectie, kun je een Windows melding krijgen zoals je hiernaast ziet. Je kunt daarbij op rustig op "Toegang toegestaan" klikken. De applicatie is absoluut veilig te gebruiken op je systeem.

## Versterkerinstellingen

We begrijpen dat het bijzonder interessant is, om zoveel mogelijk effecten uit je gitaar te persen, maar je zult merken dat dit het meezingen van de songs tamelijk lastig maakt, tenzij je een microfoon gebruikt. We geven je van een paar programma's enkele instellingen die het goed doen met een elektrische gitaar, waarbij je de elektrische gitaar

min of meer als een akoestische gitaar laat klinken. De instellingen zijn getest met een Gretsch G5422 Electromatic Classic Hollowbody.

Presetkeuzes voor **BOSS Tone Studio** (2022), in combinatie met een **BOSS GT-1000 Core** multiprocessor. Indien er een optie onder de CTL-1 knop van de multiprocessor zit (de meest rechtse voetknop op het pedaal), hebben we die tevens in de tabel opgenomen.

Preset	Patch benaming	Optie onder CTL-1
P038	Rich Acoustic	Chorus On/Off
P053	Mellow Jazz Clean	Divider 1 Channel Select
P119	Crystal Clean *)	Divider 1 Channel Select
P126	For Nylon String	Chorus On/Off
P143	Clean <> Lead Vari	Divider 1 Channel Select
P186	Soulful Clean	Distortion 1 On/Off
P197	Electric Spanish	AIRD Preamp 1 Solo

\*) = aanrader

Veel gitaristen gebruiken een puur softwarematige oplossing, bijvoorbeeld **Amplitude** van IK Multimedia, een gitaarversterker- en effectsimulatie software. Het hoeft geen betoog dat de ingebouwde virtuele effectpedalen als Reverb, Chorus, Delay, Flanger en dergelijke, met gepaste voorzichtigheid in een dergelijk programma ingezet moeten worden. Het is verstandig te kiezen voor een helder klinkend versterkermodel in Amplitude, om de akoestische simulatie voor elkaar te krijgen, zodat je in ieder geval zonder microfoon kunt meezingen.

Amplitude (2022) kent vier verschillende “soorten” virtuele versterkers: clean, crunch, high gain en bass. We concentreren ons op de versterkertypes in de categorie “clean”. Een paar mooie akoestisch gesimuleerde weergaven met de Gretsch Electromat krijg je met de “clean”-versterkertypes:

Versterkermodel	Fabrikant
'57 Champ	Fender
'64 Vibroverb Custom	Fender
'65 Princeton	Fender
MK III American Clean	Orange
American Vintage T *)	Amplitude (custom)
Jazz Amp 120	Amplitude (custom)
Mazz 18 Jr	Dr. Z
Pro Junior	Fender

\*) = aanrader

Veel succes met dit multimedia E-boek!

**Gretsch G5422 Electromatic CB Jr Azure Metallic**  
Met dit gitaarmodel hebben we de verschillende instellingen voor **BOSS Tone Studio** en **Amplitude** getest.



Diana Ross (1976)

# LOVE HANGOVER

**OPEN CHORDS**

**Am** **Dm** **G**

**BARRE CHORDS**

**Am(add4)** **Dm(add4)** **G(add4)**

**Intro** | **Am** | **Dm** **G** | (*play 2x*)  
Aah - Aah

## Part 1 (*mellow part*)

<b>Am</b>	<b>Dm</b>	<b>G</b>
Ah, if there's a cure for this	I don't want it	Don't want it
<b>Am</b>	<b>Dm</b>	<b>G</b>
If there's a remedy	I'll run from it,	from it
<b>Am</b>	<b>Dm</b>	<b>G</b>
Think about it all the time	Never let it out of my mind	
<b>Am</b>	<b>Dm</b>	<b>G</b>
'Cause I lo .... ve you		
<b>Am</b>	<b>Dm</b>	<b>G</b>
I've got the sweetest hangover	I don't wanna get over	
<b>Am</b>	<b>Dm</b>	<b>G</b>
Sweetest hangover	Yeah, I don't wanna get over	
<b>Am</b>	<b>Dm</b>	<b>G</b>
I don't wanna get	I don't wanna get ... over	( <i>start of uptempo part</i> )

## Instrumental bridge

| **Am** | **Dm** **G** | (*play 2x*)

## Part 2

<b>Am</b>	<b>Dm</b>	<b>G</b>	<b>Am</b>	<b>Dm</b>
Ooh, I don't need no cure	I don't need no cure	I don't need no cure		

<b>G</b>	<b>Am</b>		<b>Dm</b>		<b>G</b>		<b>Am</b>
Sweet lovin'		Sweet, sweet lovin'			Sweet, sweet lovin'		
<b>Dm</b>	<b>G</b>	<b>Am</b>		<b>Dm</b>	<b>G</b>	<b>Am</b>	<b>Dm</b>
	Sweet, sweet, sweet, sweet			lovin'			
	<b>Am</b>		<b>Dm</b>	<b>G</b>			<b>Am</b>
Don't call my doctor		Don't call my momma			Don't call my preacher		
	<b>Dm</b>		<b>G</b>				
No, I don't need it		I don't want it					
<b>Am</b>		<b>Dm</b>	<b>G</b>	<b>Am</b>		<b>Dm</b>	<b>G</b>
Sweet love, I love you		Sweet love, need love					
<b>Am</b>		<b>Dm</b>		<b>G</b>			
If there's a cure for this		I don't want it			I don't want it no		
<b>Am</b>		<b>Dm</b>		<b>G</b>			
If there's a cure for this		I don't want it					
<b>Am</b>		<b>Dm</b>		<b>G</b>			
If there's a cure for this		I don't need it					
<b>Am</b>		<b>Dm</b>	<b>G</b>	<b>Am</b>		<b>Dm</b>	<b>G</b>
Sweet, sweet, sweet, sweet love		Sweet, sweet, sweet, sweet love					
<b>Am</b>		<b>Dm</b>	<b>G</b>	<b>Am</b>		<b>Dm</b>	<b>G</b>
Sweet, sweet, sweet, sweet love		Sweet, sweet, sweet, sweet love					

*(Repeat ad lib until fade out)*

# THEME FROM MAHOGANY

## CHORDS

The chord diagrams are arranged in two rows of five. The first row contains C, F(add4), Dm, E, and Am. The second row contains A, B7, Bm(add4), and E7. Each diagram shows the fretboard with notes placed on the strings and frets. Some strings are marked with an 'X' to indicate they should be muted.

**Intro** | C | F | Dm | E | Am | Dm | E | A |

## Chorus 1

C F  
Do you know where you're going to?  
Dm E Am  
Do you like the things that life is showing you?  
Dm E A  
Where are you going to? Do you know?

## Chorus 2

C F  
Do you get what you're hoping for?  
Dm E Am  
When you look behind you, there's no open doors  
Dm E A  
Where are you going to? Do you know?

## Verse 1

**B7**                      **E**  
Once we were standing still in time  
**A – Bm**                      **E**                      **A D A**  
Chasing the fantasies that filled our minds  
**B7**    **E**  
You knew how I loved you, but my spirit was free  
**A**                      **B7**                      **E**                      **E7**  
Laughing at the questions that you once asked of me

## Chorus 1

**Instrumental Break** | C | F | Dm | E | Am | Dm | E | A |

## Verse 2

**B7**                      **E**  
Now looking back at all we planned  
**A – Bm**                      **E**                      **A D A**  
We let so many dreams just slip through our hands  
**B7**    **E**  
Why must we wait so long before we see  
**A**                      **B7**                      **E**                      **E7**  
How sad the answers to those questions can be?

## Chorus 1 + 2

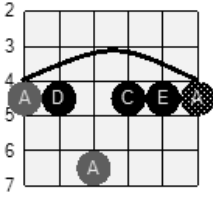
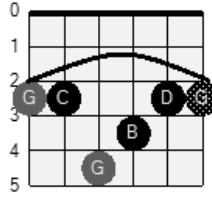
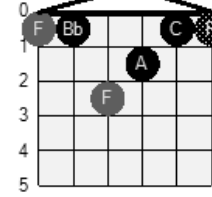
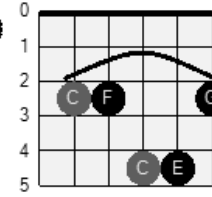
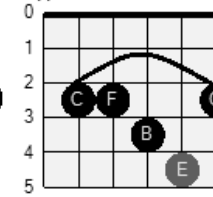
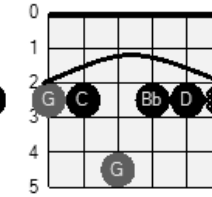
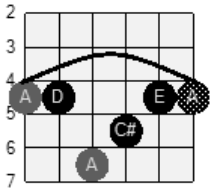
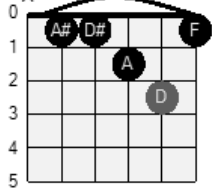
**Outro** | C | F | Dm | E | Am | Dm | E | A | (*play 3x*)



# Diana Ross & the Supremes (1965)

## STOP! IN THE NAME OF LOVE

### BARRE CHORDS

<b>Am(add4)</b>	<b>G(add4)</b>	<b>F(add4)</b>	<b>C(add4)</b>	<b>Em(addF/C)</b>	<b>Gm(add4)</b>
					
<b>A(add4)</b>	<b>Dm(addD#/A#)</b>				
					

**Intro**   **Am**                      **G**                      **F**                      **G**

Stop! In the name of love    before you break my heart!

**C - F - C - F    C - F - C - F**

### Verse 1

**C**    **Em**    **Gm**    **A**

Baby, baby    I'm aware of where you go    Each time you leave my door

**F**    **G**    **F**    **G**

I watch you walk down the street    Knowing your other love you'll meet

**C**    **G**    **F**    **Dm**

But this time before you run to her    Leaving me alone and hurt

**C    F                      C    F**

(Think it over) Haven't I been good to you?

**C    F                      C    F**

(Think it over) Haven't I been sweet to you?

### Chorus

**Am**                      **G**                      **F**                      **G**

Stop! In the name of love    Before you break my heart



Diana Ross (1980)  
**MY OLD PIANO**

**BARRE CHORDS**

<b>C(add4)</b>	<b>Cm(add4)</b>	<b>Gm7</b>	<b>Dm(add4)</b>	<b>Am(add4)</b>	<b>A(add4)</b>

**Intro** | C | C Cm | Gm7 | Dm Gm7 |  
 | C | C | Gm7 | Gm7 |

**Chorus**

<b>C</b>	<b>Am</b>	<b>Gm7</b>	<b>Dm</b>
Love is called		My old piano	
<b>C</b>	<b>Am</b>	<b>Gm7</b>	
I have a ball .....	with .....	my old piano	

**Verse 1**

<b>A</b>	<b>Dm</b>	<b>A</b>	<b>Dm</b>
My baby entertains		The real life of my parties	
<b>C</b>	<b>Gm7</b>		
But still retains		In all the dignity	
<b>A</b>	<b>Dm</b>	<b>A</b>	<b>Dm</b>
His international style		Exudes an air of royalties	
<b>A</b>	<b>Dm</b>	<b>Am</b>	<b>Dm</b>
His eighty eight key smile		Is so pleasant to see	

**Chorus**

**Verse 2**

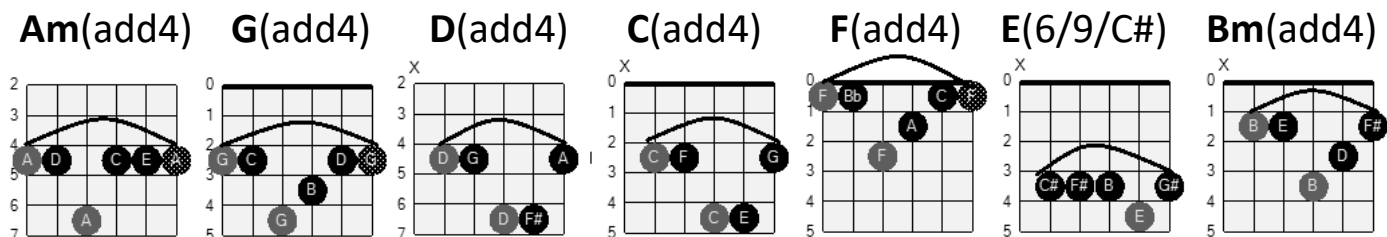
<b>A</b>	<b>Dm</b>	<b>A</b>	<b>Dm</b>
My old keyboard		Won't stand for a corner	



# Diana Ross & the Supremes (1968)

## LOVE CHILD

### BARRE CHORDS



**Intro** | Am G | D Am | G D Am | Am C | D F | E |  
Tenement slum Ooh, ooh, ooh, ooh Ahhhhh

<b>Bm</b>		<b>C</b>
You think that I don't feel love		But what I feel for you is real love
<b>Am</b>		<b>F</b> <b>E</b>
In other's eyes I see reflected		A hurt, scorned, rejected

### Chorus 1

<b>Am</b> <b>G</b>	<b>F</b> <b>E</b>
Love child, never meant to be	Love child, born in poverty
<b>Am</b> <b>G</b>	<b>F</b> <b>E</b>
Love child, never meant to be	Love child, take a look at me

### Verse 1

<b>Am</b>	<b>G</b>	<b>D</b>	<b>Am</b>
Started my life	In an old, cold rundown tenement slum (Tenement slum)		
<b>G</b>	<b>D</b>	<b>Am</b>	
My father left, he never even married mom			
<b>Am</b>	<b>C</b>	<b>D</b>	<b>F</b> <b>E</b>
I shared the guilt my mama knew	So afraid that others knew I had no name		
<b>Bm</b>	<b>C</b>		
This love we're contemplating	Isn't worth the pain of waiting		
<b>Am</b>	<b>F</b>	<b>E</b>	
We'll only end up hating	The child we maybe creating		





for some love and it's alright. We're gonna use it up - wear it out,  
Ain't nothin' left in this whole world I care about

## Chorus 2

I said one two three shake your body down (Shake it down to me)  
One two three shake your body down to me (Shake it down to me)  
One two three shake your body down (Shake it down to me)  
One two three aaah shake ..... your ..... body ..... down

**Bridge** | C | B | C | B | C |

Use it up - wear it out, ain't nothin' left in this whole world I care about

## Chorus 2

### Outro

Do it all night, Do it all night long, Do it all night long, Do it all night (*play 2x*)  
Do it all night, Do it all night long, Do it all night l-o-o-o-o-o-o-o-o-o-ng.  
Gonna use it up - wear it out, ain't nothin' left in this whole world I care about  
(*play 2x*)

(*repeat in outro*) **Chorus 1**

| C | B | C | B | C | (*repeat until fade out*)



# NATIVE NEW YORKER • Odyssey (1977)

## BARRE CHORDS

<b>F(add4)</b> 	<b>Dm(add4)</b> 	<b>G(add4)</b> 	<b>Am(add4)</b> 	<b>C(add4)</b> 	<b>A(add4)</b> 
<b>Em(addF/C)</b> 	<b>D(add4)</b> 	<b>Ab(add4)</b> 	<b>Bb(add4)</b> 	<b>Eb(6/9/C)</b> 	<b>Cm(add4)</b> 

### Intro F Dm G Am C

**C** **Am Dm** **G**  
 Runnin' pretty, New York City girl. Hello, baby, New York City girl

### Verse 1

<b>C</b>	<b>Am</b>	<b>Dm</b>
You grew up ridin' the subways,		running with people
Up in Harlem, down on Broadway		<b>C</b>
		You're no tramp but you're no lady
<b>Dm</b>		<b>G</b>
Talkin' that street talk		You're the heart and soul of New York City

### Pre-Chorus 1

<b>A</b>	<b>Dm</b>	<b>Em</b>
And love	Love is just a passing word	It's the thought that you had
<b>Am</b>	<b>Dm</b>	
In a taxicab that got left on the curb		When he dropped you off at East Eighty-Third

### Chorus 1

<b>C</b>	<b>Em</b>	<b>Dm</b>
Oh, oh, oh (Oh, oh, oh)		You're a native New Yorker
<b>C</b>	<b>A</b>	
You should know the score by now	(you should know by now)	
<b>Em</b>	<b>D</b>	<b>G Dm</b>
You're a native New Yorker	(New York girl, ooh, ooh, ooh)	

## Verse 2

**C** **Am** **Dm**  
Music plays, everyone's dancin' closer and closer, makin' friends and findin' lovers  
**C** **Am** **Dm**  
There you are, lost in the shadows, searchin' for someone (searchin' for someone)  
**G**  
To set you free from New York City

## Pre-Chorus 2

**A** **Em**  
And, whoa Where did all those yesterdays go? When you still believed  
**Am** **Dm**  
Love could really be like a Broadway show You were the star, when did it close?

## Chorus 2

**C** **Em** **G** **Dm**  
Oh, oh, oh (Oh, oh, oh) You're a native New Yorker  
**G** **Dm** **C**  
No one opens the door For a native New Yorker (Runnin' pretty, New York City girl)

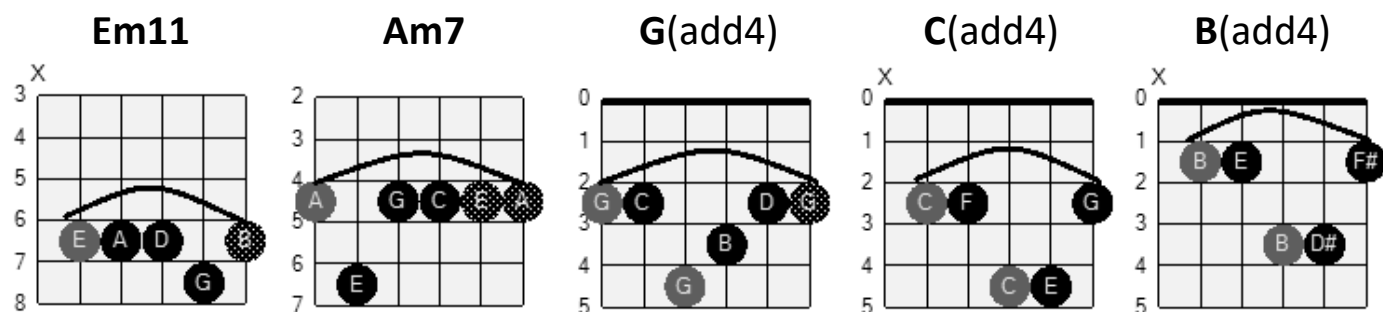
**Interlude** | **A** | **Ab** | **C** | **Bb** | **Eb** | **Ab** | **Cm** | **Bb** | **Eb** |  
(Ooh, ooh, ooh Native, native, native, ooh)  
| **G** | **D** | **A** | **Em** |  
**Dm** **G** **Em**  
(Where did all those yesterdays go? When you still believed  
**Am** **Dm** **Em**  
Love could really be like a Broadway show You were the star)

## Outro


**Dm** **C** **A**  
You're a native New Yorker You should know the score by now  
**Em** **D** **C** **A**  
You're a native New Yorker You should know the score  
**C** **A** **Em** **D**  
You should know the score by now You're a native New Yorker  
*(repeat until fade out)*

# GOIN' BACK TO MY ROOTS • Odyssey (1977)

## BARRE CHORDS



**Intro** Asha mo ré, asha mo ré (*sing 2x*)



(*play 6x*)

| **Em11** | **Am7** | **Em11** | **Am7** |

## Chorus

**Em11**                      **Am7**      **Em11**                      **Am7**  
 Zippin' up my boots      Goin' back to my roots, Yeah  
                  **Em11**                      **Am7**      **Em11**                      **Am7**  
 To the place of my birth      Back down to earth

## Verse 1

**Em11**                      **Am7**      **Em11**                      **Am7**  
 I've been standing in the rain      Drenched and soaked with pain  
**Em11**                      **Am7**      **Em11**                      **Am7**  
 Tired of short time benefits      And being exposed to the elements  
**Am7** (✓)      **G** (✓)      **C** (✓)      **B** (✓)  
 I'm homeward bound, got my head turned a-round

| **Em11** | **Am7** | **Em11** | **Am7** | (*play 6x, close with:*) Ooooooh – Aaaaaaah ...

## Chorus

## Verse 2

**Em11**                                      **Am7**      **Em11**                                      **Am7**  
 Ain't talkin' 'bout no roots in the land      talkin' 'bout the roots in the man

**Em11**                      **Am7**  
I feel my spirit gettin' old

**Em11**                      **Am7**  
It's time to recharge my soul

## Chorus

close chorus with:    **Am7** (↓)            **G** (↓)            **C** (↓)            **B** (↓)  
I'm homeward bound, got my head turned a-round

**Instrumental** | **Em11** | **Am7** | **Em11** | **Am7** | (play 4x, close with:)  
Ooooooh – Aaaaaaaah ....

## Chorus

## Solo

The solo consists of two staves of guitar tablature. The first staff has 12 measures: 1-3-1-3, 1-3-3, 5-10-13-15, 13-10-8-5, 4-3-3, 3-1-3-1, 2-1-0-3, 0-3-0-3. The second staff has 12 measures: 1-3-1-1-5, 5-1-5, 1-5-1-5-1-5-1-5-1-3-1, 3-3-3-1-3, (3), 1-2-0-3-0-3.

## Bridge (sung in Somalian language)

**Em11**                      **Am7**  
Paua ouaarancÃ            IrÃ chiyeah

**Em11**                      **Am7**  
IshÃ galÃ ma ba oo ah

**Em11**                      **Am7**  
Paua ouaarancÃ            IrÃ chiyeah

**Em11**                      **Am7**  
IshÃ galÃ ma ba oo ah

**Em11**                      **Am7**  
Paua ouaarancÃ            IrÃ chiyeah

**Em11**                      **Am7**  
IshÃ galÃ ma ba oo ah

**Em11**                      **Am7**  
Paua ouaarancÃ            IrÃ chiyeah

**Em11**                      **Am7**  
IshÃ galÃ ma ba oo ah

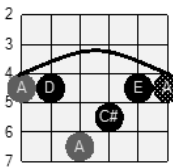
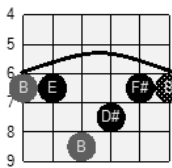
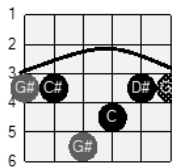
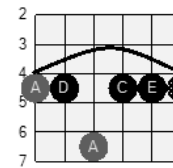
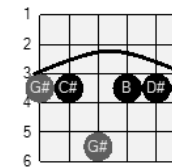
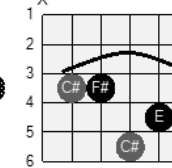
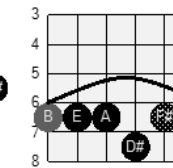
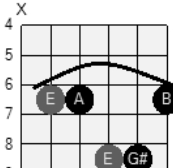
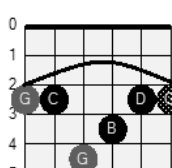
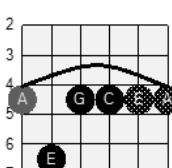
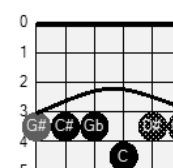
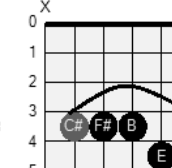
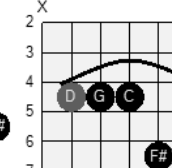
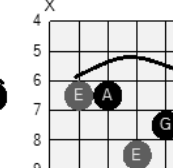
## Outro

**Em11**                      **Am7**            **Em11**                      **Am7**  
Zippin' up my boots            Goin' back to my roots, Yeah

**Em11**                      **Am7**            **Em11**                      **Am7**  
To the place of my birth            Back down to earth                      (repeat until fade out)

# I'M NOT IN LOVE

## BARRE CHORDS

<b>A(add4)</b> 	<b>B(add4)</b> 	<b>G#(add4)</b> 	<b>Am(add4)</b> 	<b>G#m(add4)</b> 	<b>C#m(add4)</b> 	<b>B7(11)</b> 
<b>E(add4)</b> 	<b>G(add4)</b> 	<b>Am7</b> 	<b>G#7(11)</b> 	<b>C#m7(11)</b> 	<b>D7(11)</b> 	<b>Em(add4)</b> 

**Intro** | A | B | (play 4x) | G# |

## Verse 1

<b>A</b>	<b>Am</b>	<b>G#m</b>	<b>G#</b>	<b>C#m</b>
I'm not in love, so don't forget it		It's just a silly phase I'm going through		
<b>A</b>	<b>Am</b>			
And just because, I call you up				
<b>G#m</b>	<b>G#</b>	<b>C#m</b>		
Don't get me wrong, don't think you've got it made				
<b>A</b>	<b>B7</b>	<b>E</b>	<b>A G A Am7</b>	
I'm not in love, no, no	(It's because) .....	Ooooooooooh		

## Verse 2

<b>A</b>	<b>Am</b>	<b>G#m</b>	<b>G#7</b>	<b>C#m</b>	<b>C#m7</b>
I like to see you, but then again, that doesn't mean you mean that much to me					
<b>A</b>	<b>Am</b>				
So if I call you, don't make a fuss					
<b>G#m</b>	<b>G#7</b>	<b>C#m</b>	<b>C#m7</b>		
Don't tell your friends about the two of us					
<b>A</b>	<b>B7</b>	<b>E</b>			
I'm not in love, no, no	(It's because)				

## Interlude

Be quiet, big boys don't cry      Big boys don't cry      Big boys don't cry  
Big boys don't cry                      Big boys don't cry      Big boys don't cry...

## Verse 3

**A**                      **Am**                      **G#m**                      **G#7**                      **C#m**      **C#m7**  
I keep your picture upon the wall      It hides a nasty stain that's lying there  
**A**                      **Am**  
So don't you ask me to give it back  
**G#m**                      **G#7**                      **C#m**                      **C#m7**  
I know you know it doesn't mean that much to me  
**A**                      **B7**                      **E**  
I'm not in love, no, no      (It's because)

## Bridge

**Am**      **D7**                      **G Em**      **Am**      **D7**                      **E G A**  
Ooh, you'll wait a long time for me      Ooh, you'll wait a long time  
**Am**      **D7**                      **G Em**      **Am**      **D7**                      **E G A**  
Ooh, you'll wait a long time for me      Ooh, you'll wait a long time

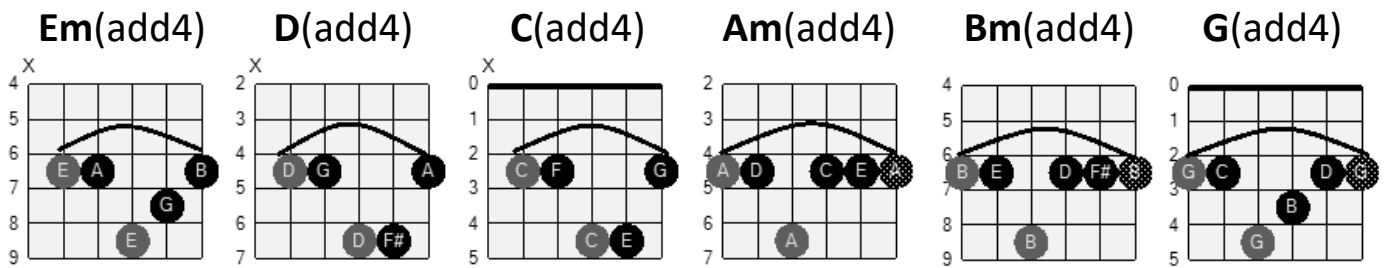
## Verse 4

**A**                      **Am**                      **G#m**      **G#**                      **C#m**  
I'm not in love, so don't forget it      It's just a silly phase I'm going through  
**A**                      **Am**  
And just because, I call you up  
**G#m**                      **G#7**                      **C#m**                      **#m7**  
Don't get me wrong, don't think you've got it made  
**A**                      **Am**  
I'm not in love ..... I'm not in love .....

**Outro** | **A**    | **B**    | *(play 4x)* | **G#** **A** |

# DREADLOCK HOLIDAY • 10 CC (1978)

## BARRE CHORDS



**Intro** | Em (♯) | D (♯) C (♯) | (play 6x, last 4 times in reggae rhythm)

## Verse 1

<b>Em</b>	<b>Am</b>	<b>Em</b>	<b>Am</b>
I was walkin' down the street		Concentrating on truckin' right	
<b>Em</b>	<b>Am</b>	<b>Em</b>	<b>Am</b>
I heard a dark voice beside of me		And I looked round in a state of fright	
<b>Em</b>		<b>Am</b>	
I saw four faces, one mad		A brother from the gutter	
<b>Em</b>		<b>Am</b>	<b>Em D C</b>
They looked me up and down a bit		And turned to each other	

## Chorus 1

<b>Em D C</b>	<b>Am Bm C</b>
I say ..... I don't like cricket, oh no	I love it
<b>Em D C</b>	<b>Am Bm C</b>
I don't like cricket, no no	I love it
<b>G</b>	
Don't you walk through my words , you got to show some respect	<b>D C</b>
Don't you walk through my words, 'cause you ain't heard me out yet	
<b>Em</b>   <b>D C</b>   <b>Em</b>   <b>D C</b>	

## Verse 2

<b>Em</b>	<b>Am</b>	<b>Em</b>	<b>Am</b>
Well he looked down at my silver chain		He said I'll give you one dollar	
<b>Em</b>	<b>Am</b>	<b>Em</b>	<b>Am</b>
I said you've got to be joking man		It was a present from me mother	
<b>Em</b>		<b>Am</b>	
He said I like it I want it		I'll take it off your hands	

**Em**
**Am**
**Em D C**  
 And you'll be sorry you crossed me      You'd better understand that you're alone  
**Em D C N.C.**  
 A long way from home      And I say .....

## Chorus 2

**Em D C**
**Am Bm C**  
 And I say ..... I don't like reggae, no no      I love it  
**Em D C**
**Am Bm C**  
 I don't like reggae, no no      I love it

**G**  
 Don't you cramp me style, don't you queer me pitch  
**D C**  
 Don't you walk through my words, 'cause you ain't heard me out yet  
 | **Em** | **D C** | **Em** | **D C** |

## Verse 3

**Em**
**Am**
**Em**
**Am**  
 I hurried back to the swimming pool      Sinkin' piña coladas  
**Em**
**Am**
**Em**
**Am**  
 I heard a dark voice beside me say      Would you like something harder?  
**Em**
**Am**  
 She said I've got it, you want it      My harvest is the best  
**Em**
**Am**
**Em D C**  
 And if you try it, you'll like it      And wallow in a dreadlock holiday  
*N.C.*  
 (Dreadlock holiday, dreadlock holiday, dreadlock holiday, dreadlock holiday) And I say .....

## Chorus 3

**Em D C**
**Am Bm C**  
 And I say ..... don't like Jamaica, oh no      I love her  
**Em D C**
**Am Bm C**  
 don't like Jamaica, oh no      I love her

**G**  
 Don't you walk through her words , you got to show some respect  
**D C**  
 Don't you walk through her words, 'cause you ain't heard me out yet  
 | **Em** | **D C** | **Em** | **D C** | (*play 2x*)

**Outro** *continu playing with ad lib singing:* | **Em** | **D C** |

I don't like cricket (Oh no) I love it (Dreadlock holiday) I don't like reggae (Oh no)  
 I love it (Dreadlock holiday) Don't like Jamaica (Hey) I love her (Dreadlock holiday)



# DONNA

## POWER CHORDS

**A#5** **D#5** **C5** **A5** **G#5** **E5**

**D5** **F5** **G5**

**Strumming pattern**

↓ ↓ ↓ ↓ ↓ ↓ ↓ ↓

1 & 2 & 3 & 4 & 5 & 6 & 7 & 8 &

**Intro** A#5 A#5 A#5 A#5 A#5 A#5 A#5 N.C.

### Chorus 1

<b>D#5</b>	<b>A#5</b>
Whoa, Donna	You make me stand up
<b>C5</b> <b>G5</b>	<b>C5</b> <b>G5</b>
You make me sit down, Donna	Sit down, Donna
<b>G#5</b> <b>D#5</b>	
Sit down, you make me stand up	

### Verse 1

<b>A#5</b>	<b>G#5</b>	<b>A#5</b>	<b>G#5</b>
Donna, waiting by the telephone		Donna, waiting for the phone to ring	

### Chorus 2

<b>D#5</b>	<b>A#5</b>
Whoa, Donna	You make me break up
<b>C5</b> <b>G5</b>	<b>C5</b> <b>G5</b>
You make me break down, Donna	Break down, Donna

**G#5**

**D#5**

Break down, you make me break up

## Verse 2

**A#5**

**G#5**

**A#5**

**G#5**

Meanwhile, waiting by the telephone Donna is waiting for the phone to ring

## Interlude

**E5 D#5**

**D5 D#5 F5 E5**

**E5 D#5**

"Hello, darling

Yes, I love you darling

Yes, I love you"

## Chorus 1

## Bridge

**D#5**

**E5**

Donna, I'd stand on my head for you

**A5**

**D5**

**A5 D5 E5**

All mine, all mine, all mine

All mine, all mine, all mine

## Verse 1

## Outro

**E5**

**A5**

Whoa, Donna

Whoa, Donna

**E5**

**A5**

Whoa, Donna

Whoa, Donna

**E5 A5 G#5**

Donna,

I love you

# GOOD MORNING JUDGE

## BARRE CHORDS

<b>G(add4)</b>	<b>Em(addF/C)</b>	<b>D#(6/9/C)</b>	<b>C(add4)</b>	<b>Bm(add4)</b>	<b>A(add4)</b>
<b>F(add4)</b>	<b>Bb(add4)</b>	<b>Cm(add4)</b>	<b>D(6/9/B)</b>		

**Intro** | G | G | (play 4x)

## Verse 1

**G**

Well, good morning Judge

How are you today?

I'm in trouble, please put me away

**Em** (✓)

**D#** (✓)

A pretty thing took a shine to me

I couldn't stop her so I let it be

**G**

**G**

I couldn't stop her so I let it be

I couldn't stop her so I let it be

**G**

**G C** (✓)

I couldn't stop her so I let it be

## Chorus 1

**Bm**

**A** (✓) **Bm**

He didn't do it

He wasn't there

**A** (✓) **Bm**

**A** (✓) **Bm**

He didn't want it

He wouldn't dare

## Verse 2

**G**

Well, good morning judge

Yes I'm back again

I'm in trouble so it's back to the pen

**Em (↓)**

**D# (↓)**

I found a car but I couldn't pay

I fell in love and I drove it away

**G**

**G**

I fell in love and I drove it away

I fell in love and I drove it away

**G**

**G C (↓)**

I fell in love and I drove it away

## Chorus 2

**Bm**

**A (↓) Bm**

He didn't do it

He wasn't there

**A (↓) Bm**

**A (↓) Bm**

He didn't want it

He wouldn't dare

**Bm**

**A (↓) Bm**

I didn't do it

I wasn't there

**A (↓) Bm**

**A (↓) Bm**

I didn't want it

I wouldn't dare

## Solo *(accompaniment during solo)*

| **C Bb F D** |  
| **G** | **G** | **Em D#** | **D** | **D** | **G** | *(play 2x)*

## Verse 3

**G**

Alcatraz is like a home sweet home

I'm so wanted and I'm never alone

San Quentin is the place to be

**Em (↓)**

**D# (↓)**

I'm so happy I don't wanna be free

So happy I don't wanna be free

**G**

**G**

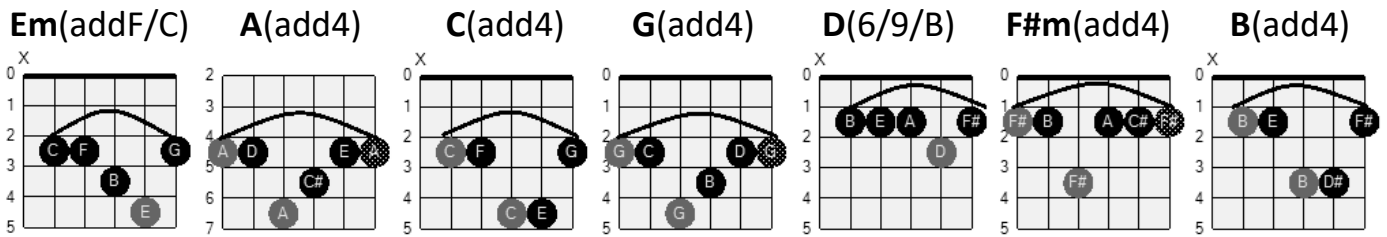
**C (↓)**

I'm so happy I don't wanna be free


I'm so happy I don't wanna be free

# ANOTHER ONE BITES THE DUST • Queen (1980)

## BARRE CHORDS



## Intro riff (play 4x)



Ooooh, let's go! (yell with 4<sup>th</sup> repeat)

## Verse 1

<b>Em</b> Steve walks warily down the street	<b>A</b> With the brim pulled way down low
<b>Em</b> Ain't no sound but the sound of his feet	<b>A</b> Machine guns ready to go
<b>C</b> <b>G</b> Are you ready? Hey, are you ready for this?	<b>C</b> <b>G</b> Are you hanging on the edge of your seat?
<b>C</b> <b>G</b> Out of the doorway the bullets rip	<b>A</b> <b>D</b> To the sound of the beat, yeah

## Chorus

<b>Em</b> Another one bites the dust	<b>Em</b> Another one bites the dust
<b>Em</b> And another one gone, and another one gone	<b>Em</b> Another one bites the dust, yeah
<b>F#m</b> Hey, I'm gonna get you too	<b>B</b> <b>Em - A - Em - A</b> Another one bites the dust

## Verse 2

<b>Em</b> How do you think I'm going to get along	<b>A</b> Without you, when you're gone
<b>Em</b> You took me for everything that I had	<b>A</b> And kicked me out on my own
<b>C</b> <b>G</b> Are you happy, are you satisfied?	<b>C</b> <b>G</b> How long can you stand the heat?

**C**  
Out of the doorway the bullets rip

**G**

**A**  
To the sound of the beat. Look out!

**D**

**Chorus**

**Instrumental break and bridge**

**F#m**  
Another one bites the dust

**B**

**F#m**  
Another one bites the dust

**B**

**F#m**  
Another one bites the dust

**B**

**F#m**  
Another one bites the dust

**B**

**Verse 3**

**Em**  
There are plenty of ways you can hurt a man, **A**  
And bring him to the ground

**Em**

You can beat him, You can cheat him, You can treat him bad and leave him

**A**

When he's down

**C**  
But I'm ready, yes I'm ready for you

**G**

**C**  
I'm standing on my own two feet

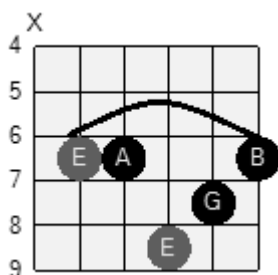
**G**

**C**  
Out of the doorway the bullets rip, **G** **A**  
Repeating to the sound of the beat. **D** Oh yeah!

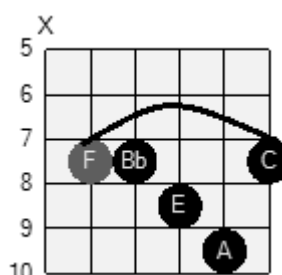
**Chorus**

**Outro** (funky riff accompanying bass, 16<sup>th</sup> notes)

**Em(add4)**

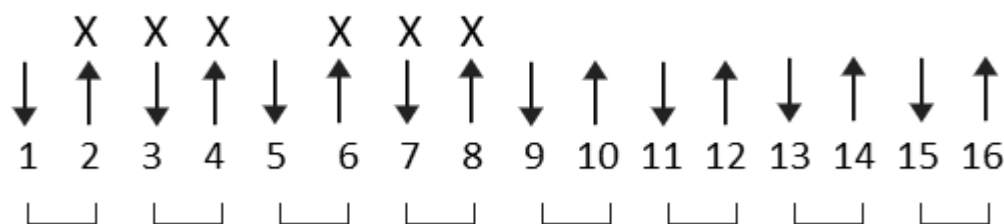


**Fmaj11**



**Em**

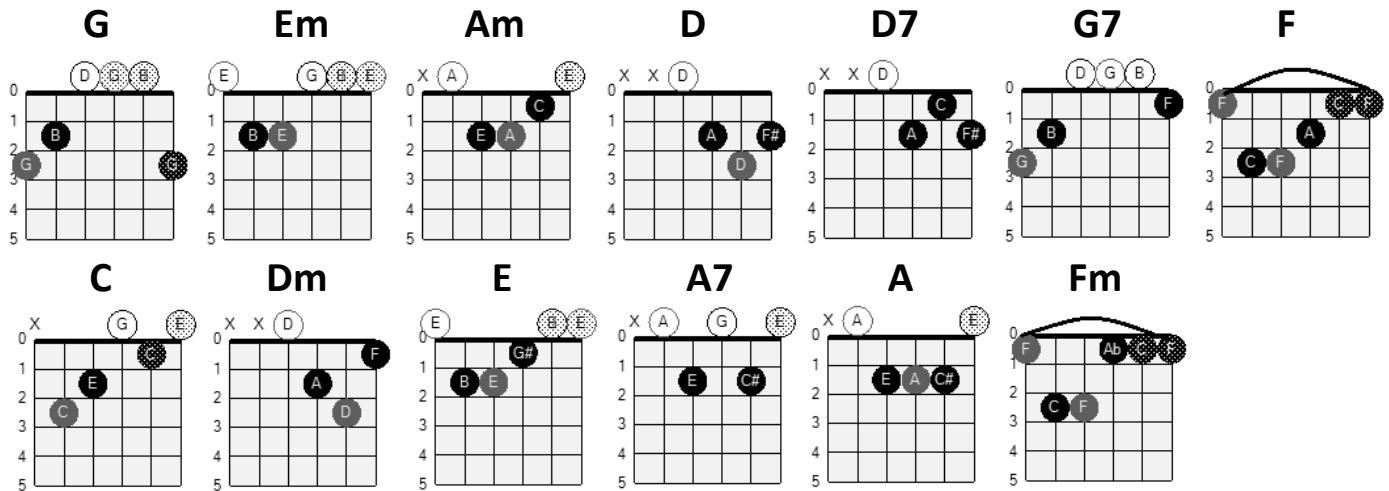
**Fmaj11**



# QUEEN (1975)

## LOVE OF MY LIFE

### OPEN CHORDS



**Intro** | G | Em | Am | D | G | G7 C (♯) | (play 2x)

### Verse 1

**G** **Em**  
Love of my life, you've hurt me  
**D** **D7**  
And now you leave me

**Am**  
You've broken my heart  
**G** **G7** **C**  
Love of my life, can't you see?

### Chorus 1

**Am** **Em**  
Bring it back, bring it back  
**F** **Em** **Am** **Dm**  
Because you don't know

**F** **C**  
Don't take it away from me  
**G** **C**  
What it means to me

**Interlude** | G | Em | Am | D | G | G7 C |

### Verse 2

**G** **Em**  
Love of my life, don't leave me  
**D** **D7**  
And now desert me

**Am**  
You've taken my love (all my love)  
**G7** **G7** **C**  
Love of my life, can't you see?

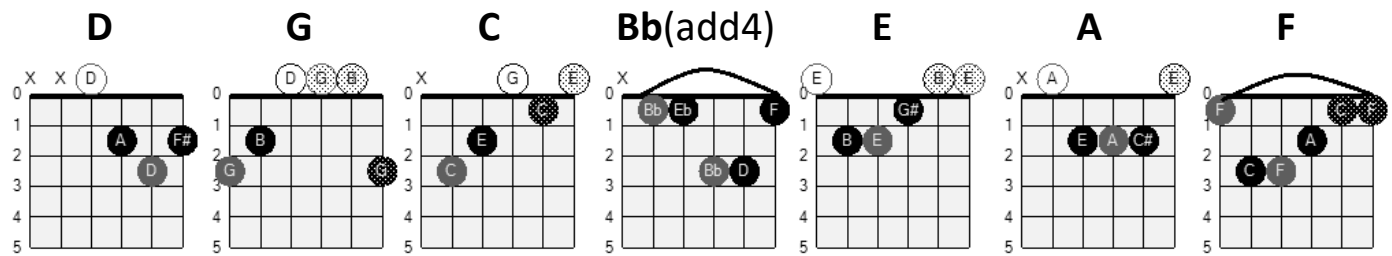




QUEEN (1979)

# CRAZY LITTLE THING CALLED LOVE

## OPEN CHORDS



**Intro** D D Dsus4 D D D D (play 4x)

## Chorus

D	G	C	G
This thing called love	I just can't handle it		
D	G	C	G
This thing called love	I must get 'round to it,		
D	Bb	C	D
I ain't ready	crazy little thing called love		

## Verse 1

D	Called love (Called love)
A-this thing (This thing)	
G	C G
It cries (Like a baby)	In a cradle all night
D	
It swings (Woo, woo)	It jives (Woo, woo)
G C G	D
It shakes all over like a jellyfish	I kinda like it
Bb C D	
Crazy little thing called love	

## Bridge

N.C.	<b>G</b>	<b>C</b>	<b>G</b>
There goes my baby		She knows how to rock 'n' roll	
	<b>Bb</b>		<b>E</b>
She drives me crazy		She gives me hot and cold fever	
	<b>A N.C.</b>		<b>A (↓) F (↓) E (↓) A (↓) F (↓) E (↓)</b>
Then she leaves me in a cool, cool sweat			

## Verse 2

<b>D</b>	<b>G</b>	<b>C</b>	<b>G</b>
I gotta be cool, relax, get hip		And get on my tracks	
<b>D</b>		<b>G</b>	<b>C G</b>
Take a back seat, hitch-hike		And take a long ride on my motorbike	
<b>D</b>	<b>Bb</b>	<b>C</b>	<b>D</b>
until I'm ready		crazy little thing called love	

**Instrumental break** | **Bb** | **D** | **Bb** | **E** | **A** | *(play 2x)*  
Yeah .....

**Verse 3** *(repeat with handclapping instead of guitar playing)*

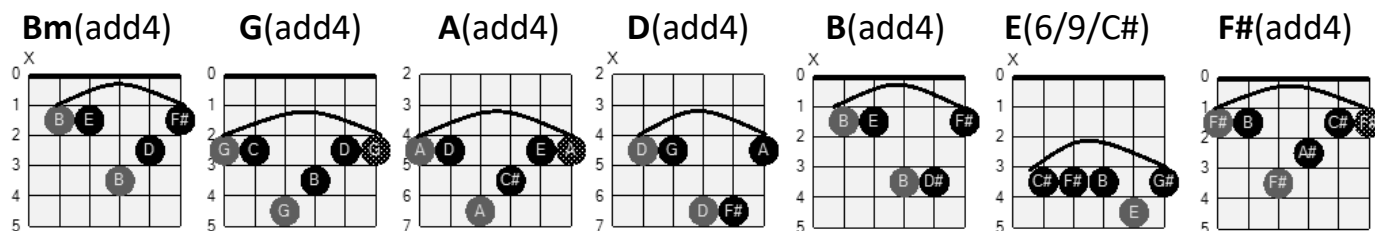
**Chorus** *(repeat)*

## Outro

**Bb** **C** **D**  
Crazy little thing called love, yeah, yeah *(repeat 5x until fade-out)*

# I WANT IT ALL • Queen (1989)

## BARRE CHORDS



**Intro** (*sung*) I want it all (Hey, yeah), I want it all  
I want it all, and I want it now

## Verse 1

<b>Bm</b>	<b>G</b>	<b>A</b>	<b>Bm A</b>
Adventure seeker on an empty street		Just an alley creeper light on his feet	
<b>Bm</b>		<b>G</b>	
A young fighter screaming		With no time for doubt	
<b>A</b>		<b>Bm A</b>	
With the pain and anger		Can't see a way out	

## Pre-chorus 1

<b>D</b>	<b>A</b>
"It ain't much I'm asking"	I heard him say
<b>G</b>	<b>G</b>
"Got to find me a future	Move out of my way"

## Chorus 1

<b>Bm</b>	<b>G</b>	<b>A</b>	<b>Bm A</b>
I want it all, I want it all		I want it all, and I want it now	
<b>Bm</b>	<b>G</b>	<b>A</b>	<b>Bm A</b>
I want it all, I want it all		I want it all, and I want it now	

## Verse 2

<b>Bm</b>	<b>G</b>	<b>A</b>	
Listen, all you people, come gather 'round		I gotta get me a game plan	
<b>Bm</b>	<b>A</b>	<b>Bm</b>	<b>G</b>
Gotta shake you to the ground		Just give me what I know is mine	
<b>A</b>		<b>Bm</b>	<b>A</b>
People, do you hear me?		Just give me the sign	

## Pre-chorus 2

**D**  
It ain't much I'm asking  
**G** **A**  
Here's to the future

**A**  
If you want the truth  
**G**  
For the dreams of youth

## Chorus 2

**Bm** **G**  
I want it all, I want it all  
**Bm** **G**  
I want it all, I want it all

**A** **Bm** **A**  
I want it all, and I want it now  
**A** **B** **E** **F#**  
I want it all, and I want it now

## Bridge

**B**  
I'm a man with a one-track mind  
**B**  
Not a man for compromise  
**G**  
So I'm living it all  
**A**  
And I'm giving it all

**E** **F#**  
So much to do in one lifetime  
**E** **F#**  
And where's and why's and living lies  
(Yes, I'm living it all)  
(And I'm giving it all, ooh, yeah)

**Solo** (*accompaniment with solo*) | **Bm** | **G** | **A** | **E** |  
| **Bm** | **G** | **A** | **G** | **A** |

## Pre-chorus 2 (*repeat*)

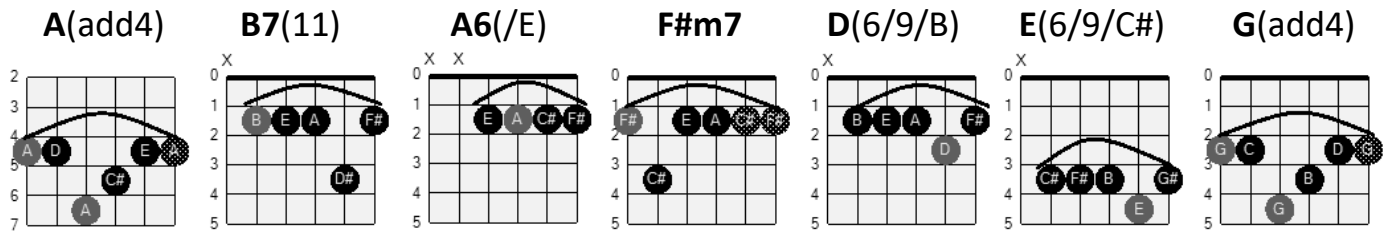
## Chorus 1 (*repeat*)

## Outro

| **A** | **Bm** | **A** | **Bm** | **G** | **D** | **G** | **A** | **G** | **A** | **Bm** | **A** | **G** |

# IT'S A KIND OF MAGIC • Queen (1986)

## BARRE CHORDS



**Intro** (*sung with fingers snapping*) It's a kind of magic, it's a kind of magic, a kind of magic

## Verse 1

<b>A</b>	<b>B7</b>
One dream, one soul	One prize, one goal
<b>A6</b> <b>A</b>	
One golden glance of what should be	(It's a kind of magic)
<b>A</b> <b>B7</b>	
One shaft of light that shows the way	No mortal man can win this day
(It's a kind of magic)	
<b>A</b> <b>B7</b>	
The bell that rings inside your mind	Is challenging the doors of time
(It's a kind of magic)	

## Pre-chorus 1

<b>F#m7</b>	<b>D</b>	<b>F#m7</b>	<b>E</b>
The waiting seems eternity	The day will dawn of sanity	(Ooh, ooh, ooh, ooh)	

## Chorus 1

<b>D</b>	<b>A</b>	
Is this a kind of magic?	(It's a kind of magic)	
<b>D</b> <b>A</b> <b>E</b> <b>G</b> <b>D</b>	<b>E</b>	<b>E</b>
There can be only one	This rage that lasts a thousand years	Will soon be done

## Verse 2

<b>A</b>	<b>B7</b>	<b>A6</b>	<b>A</b>
This flame that burns inside of me	I'm hearing secret harmonies		
(It's a kind of magic)			
<b>A</b> <b>B7</b>	<b>A6</b>	<b>A</b>	<b>D</b>
The bell that rings inside your mind	Is challenging the doors of time		
(It's a kind of magic)	(It's a kind of magic)		

### Guitar solo *(accompaniment during guitar solo)*

| D | A | D | A | D | A | D | A |

### Interlude

E G D E E  
This rage that lasts a thousand years Will soon be, will soon be Will soon be done!

D A  
This is (this is) a kind (a kind) of magic (yeah)

D A  
There can be only one

E G D E D  
This rage that lasts a thousand years Will soon be done (done!)

### Bridge

A D A  
(Magic), it's a kind of magic It's a kind of magic  
N.C. D A D A  
Magic, magic, magic, magic! (Magic), a-ha-ha-ha-ha-ha, it's magic!

### Guitar solo *(repeat)*

### Outro

| D | A | D | A | D | A | D | A |  
*(sing over chords)* Ha-ha! Yeah, yeah! Woo-hoo! It's a kind of magic!

QUEEN (1984)

# I WANT TO BREAK FREE

## OPEN CHORDS

**C(add4)** **F(add4)** **G(add4)** **Am(add4)** **Dsus4(/E)** **D(6/9/B)**

## Intro (fade in)

| Am | D | F G | Am G | F G | Am G | F G | C | C |

## Verse 1

N.C. C  
I want to break free I want to break free  
I want to break free from your lies You're so self-satisfied, I don't need you  
I've got to break free God knows, God knows I want to break free

## Verse 2

N.C. C  
I've fallen in love I've fallen in love for the first time  
And this time I know it's for real I've fallen in love, yeah  
God knows, God knows I've fallen in love

## Bridge

G F G F  
It's strange but it's true, yeah I can't get over the way you love me like you do  
Am Dsus4 D  
But I have to be sure When I walk out that door  
F G Am F  
Oh, how I want to be free, baby

F G Am F F G C  
Oh, how I want to be free Oh, how I want to break free

### Instrumental break *(accompaniment during synthesizer solo)*

| C | F | C | G | F | C | G | F | C |

### Verse 3

C  
But life still goes on I can't get used to living without, living without  
F  
Living without you by my side  
C G F C  
I don't want to live alone, hey God knows ..... got to make it on my own  
G F C  
So baby, can't you see? I've got to break free

### Outro

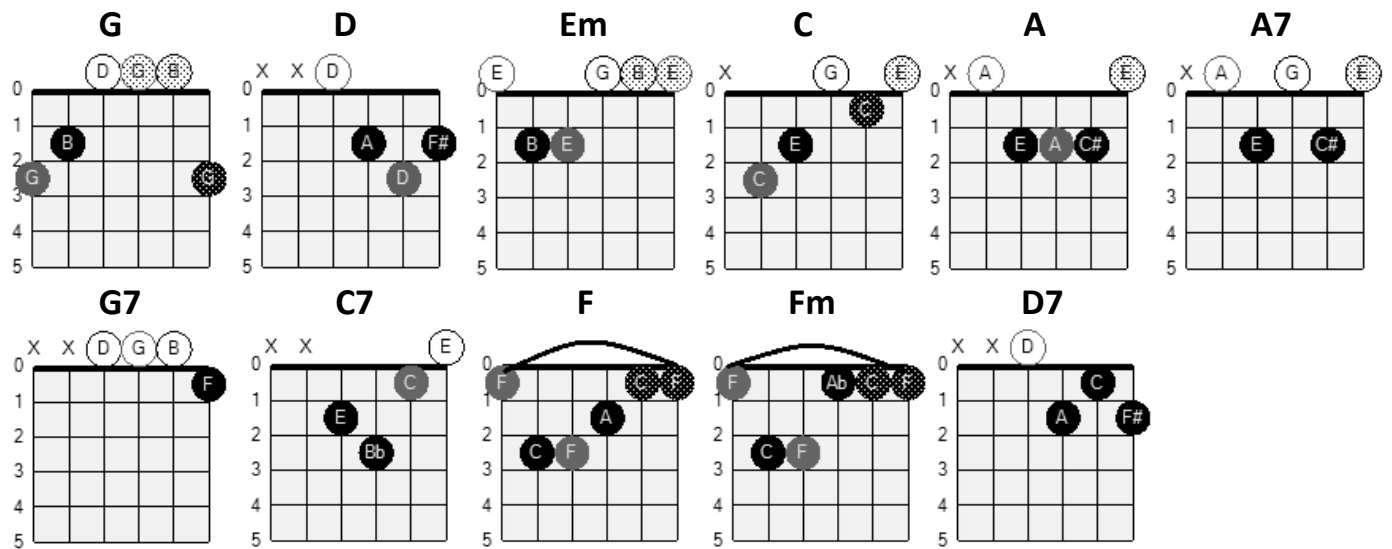
F C F C  
I've got to break free I want to break free, yeah  
F C  
I want, I want, I want, I want to break free

*(repeat until fade out)*



# SOMEBODY TO LOVE • Queen (1976)

## OPEN CHORDS



Time signature:  $\frac{6}{8}$

**Intro** (*sung*) Can anybody ..... find me ..... somebody to love?

| G | D | Em | C | D |

### Verse 1

G	D	Em	G	A	D
Ooh, each morning I get up I die a little			Can barely stand on my feet		
G	D	Em	A7	D	
Take a look at yourself in the mirror and cry			Lord, what you're doing to me? (Yeah, yeah)		
G	A	D	D	A7	D C
I have spent all my years in believin' you			But I just can't get no relief, Lord		

### Chorus 1

G	G
Somebody (Somebody)	Ooh, somebody (Somebody)
G D Em C	D G
Can anybody find me	Somebody to love? Yeah!
G   D   Em   C   D	

### Verse 2

G	D	Em	G	A	D
I work hard, every day of my life			I work till I ache my bones		
G - D	Em		A7	D	
At the end ..... I take home			My hard-earned pay all on my own		

<b>G - D</b>	<b>Em</b>		<b>A7</b>		<b>D</b>
At the end .....	I take home		My hard-earned pay	all on my own	
<b>G</b>	<b>A</b>	<b>D</b>	<b>D</b>	<b>A7</b>	<b>D C</b>
I get down on my knees and	I start to pray		Till the tears run down from my eyes,	Lord	

## Chorus 2

<b>G</b>	<b>G</b>
Somebody (Somebody)	Ooh, somebody (Somebody)
<b>G D Em C D</b>	<b>G - G7</b>
Can anybody find me	Somebody to lo ..... ve? Oooohoooo!

## Bridge 1

<b>C</b>	<b>C7</b>
(He works hard) everyday (Everyday)	I try and I try and I try
<b>F</b>	<b>Fm</b>
But everybody wants to put me down	They say I'm going crazy
<b>A</b>	
They say I got a lot of water in my brain	I got no common sense
<b>D</b>	<b>D7</b>
(He's got) I got nobody left to believe	Yeah, yeah, yeah, yeah

**Guitar solo** | **G** | **D** | **Em** | **G** | **A** | **D** | **G - D** | **Em** | **A7** | **D** |  
*(accompaniment)* | **G** | **A** | **D** | **D** | **A7** | **D** | **C** |

## Chorus 1

### Verse 3

<b>G D Em</b>	<b>G A D</b>
Got no feel, I got no rhythm	I just keep losing my beat
<b>G D Em</b>	<b>A7 D</b>
I'm okay, I'm alright	I ain't gonna face no defeat (Yeah, yeah)
<b>G A D</b>	<b>D A7 D C</b>
I just gotta get out of this prison cell	(One day) Someday I'm gonna be free, Lord

## Outro

<b>G</b>	<b>D</b>	<b>G</b>	<b>D</b>
Find me somebody to love	Find me somebody to love	<i>(repeat 5x)</i>	
<b>G C G</b>	<b>C</b>		
Somebody, somebody, somebody, somebody!			
<b>G D</b>	<b>G C G D</b>		
Somebody (Find me)	Somebody find me somebody to love		
<b>G D Em C - D</b>	<i>N.C.</i>		
Can anybody find me	Somebody to love?		
<b>Em C D G</b>	<b>Em C D G</b>		
Find me somebody to love	Find me somebody to love	<i>(repeat ad lib until fade out)</i>	

# BOHEMIAN RHAPSODY • Queen (1975)

## OPEN AND BARRE CHORDS

### Intro (first sentence sung a capella)

Is this the real life? Is this just fantasy? Caught in a landslide, no escape from reality

**Em** **A7** **Am** **D**

Open your eyes, look up to the skies and see I'm just a poor boy, I need no sympathy

**G# G F# G G# G F# G**

Because I'm easy come, easy go, little high, little low

**C G A D D7 G**

Any way the wind blows doesn't really matter to me, to me

### Verse 1

**G Em Am D**

Mama, just killed a man Put a gun against his head, pulled my trigger, now he's dead

**G Em Am C D**

Mama, life had just begun But now I've gone and thrown it all away

**C G - Am Dm**

Mama, oo ... ooh, didn't mean to make you cry

**G G7 C**

If I'm not back again this time tomorrow

**G Am Fm C Dm - G - G7**

Carry on, carry on as if nothing really matters

## Verse 2

**G** **Em** **Am** **C** **D**  
Too late, my time has come Sends shivers down my spine, body's aching all the time  
**G** **Em**  
Goodbye, everybody, I've got to go  
**Am** **C** **D**  
Gotta leave you all behind and face the truth  
**C** **G - Am** **Dm**  
Mama, oo ... ooh (any way the wind blows), I don't wanna die  
**G** **G7** **C**  
I sometimes wish I'd never been born at all

**Guitar solo** | **G** | **Am** | **Dm** | **G** | **G7** | **C** | **G** | **Am** | **Dm** | **G** | **G7** |  
(accompaniment)

## Opera part

**F#** **B F#** **B** **F# B** **F#** **B F#**  
I see a little silhouetto of a man Scaramouche, Scaramouche, will you do the Fandango?  
**Bb** **F** **A** **C#** **F#**  
Thunderbolt and lightning, very, very frightening me  
N.C.  
(Galileo) Galileo, (Galileo) Galileo, Galileo Figaro magnifico  
**G#** **F#** **G** **G#-G** **F#** **G** **F** **C** **F** **C**  
But I'm just a poor boy, nobody loves me He's just a poor boy from a poor family  
**F** **C** **D** **G** **F - C - D# - Dm**  
Spare him his life from this monstrosity  
**G#** **G** **F#** **G** **G#** **G** **F#** **G C G C G** **C** **G C G**  
Easy come, easy go, will you let me go? Bismillah! No, we will not let you go  
**C**  
(Let him go) Bismillah! We will not let you go (Let him go) Bismillah! We will not let you go  
**C**  
(Let me go) Will not let you go (Let me go) Will not let you go  
**D#** **G# F# B Bb D# G C**  
(Never, never, never, never let me go) Ah No, no, no, no, no, no, no  
**C** **C** **F-A** **Am G**  
(Oh, mamma mia, mamma mia) Mamma mia, let me go  
**C** **F** **B** **Em** **G**  
Beelzebub has a devil put aside for me, for me, for me!

**Interlude** (back to rock part) | **C** | **D** | (play 2x)

### Verse 3

**G** **C** **G** **Bb**  
So you think you can stone me and spit in my eye?  
**G** **C** **F**  
So you think you can love me and leave me to die?  
**Dm G Dm G Dm G Dm G C**  
Oh, baby, can't do this to me, baby! Just gotta get out, just gotta get right outta here

### Outro

| **C** | **D** | **D#** | **F** | **F#** | **G#** | **F** | **G** |  
**C - G Am G# Am G# Am G - C - B - Em - F - C**  
(Ooh) (Ooh, yeah, ooh, yeah)  
**Am Em Am Em Am Fm**  
Nothing really matters, anyone can see Nothing really matters  
**Am Fm C**  
Nothing really matters to me  
| **C** | **F** | **C** | **C** | **G** | **G** | **A** | **A** | **A** | **A** | **D** |  
**G D F Em D**  
Any way the wind blows

# Play Along Excellence Serie

## Overzicht reeds verschenen apps

App nr. 1	App nr. 2
Ronan Keating - Life is a Rollercoaster (2000) Stretch - Why Did You Do It? (1975) Daft Punk - Get Lucky (2013) Eagles - Hotel California (1976) Ben E. King - Stand By Me (1961) One Republic - West Coast (2022) Shawn Mendes - Señorita (2019) Bob Marley & Wailers - I Shot The Sheriff (1973) B.B. King - The Thrill Is Gone (1969) Eric Clapton - Cocaine (1977)	Sade - By Your Side (2000) Sade - Your Love Is King (1984) Sade - The Sweetest Taboo (1985) Sade - Smooth Operator (1985) Sade - Hang On To Your Love (1984) Clash - Rock the Casbah (1982) Talking Heads - Psycho Killer (1977) Talking Heads - Burning Down The House (1983) Talking Heads - Heaven (1979) Talking Heads - Road To Nowhere (1979)
App nr. 3	App nr. 4
Diana Ross - Love Hangover (1976) Diana Ross - Theme from Mahogany (1976) Diana Ross - Stop! In the Name of Love (1965) Diana Ross - My Old Piano (1980) Diana Ross - Love Child (1968) Odyssey - Use it Up and Wear it Out (1980) Odyssey - Native New Yorker (1977) Odyssey - Going Back to my Roots (1981) 10 CC - I'm not in Love (1975) 10 CC - Dreadlock Holiday (1978) 10 CC - Donna (1973) 10 CC - Good Morning Judge (1977) Queen - Another One bites the Dust (1980) Queen - Love of my Life (1975) Queen - Crazy Little Thing Called Love (1979) Queen - I want it All (1989) Queen - It's a Kind of Magic (1986) Queen - I Want to Break Free (1984) Queen - Somebody to Love (1976) Queen - Bohemian Rhapsody (1975)	<b>VERSCIJNT BINNENKORT</b>

### meer songs met akkoorden spelen

- Songs & solo's | Akkoorden & solospel | Songs met akkoorden & solo's
- Songs & solo's | Akkoorden & solospel | Songs met akkoorden ● widescreen ●
- Songs & solo's | Power Chords songs
- Songs & solo's | "Play Along Excellence" serie (3 uitgaven)
- Programma's & downloads | Tools | CHORDZ Rock
- Programma's & downloads | E-boeken

### meer solo's te spelen

- Songs & solo's | Akkoorden & solospel | Songs met akkoorden & solo's
- Songs & solo's | Akkoorden & solospel | Songs met solo's ● widescreen ●
- Gitaar & gear | Praktijk | Akkoordprogressies barré Shapes
- Gitaar & gear | Praktijk | "Play Together" serie (4 modules)
- Gitaar & gear | Praktijk | "Solo Master" serie (1 module)
- Programma's & downloads | Tools | LICKZ Blues
- Programma's & downloads | E-boeken

### backing tracks gebruiken

- Gitaar & gear | Praktijk | Akkoordprogressies barré shapes
- Gitaar & gear | Praktijk | "Play Together" serie (4 modules)
- Backing & solo tracks algemeen | "JAMZ" serie (7 modules)
- Backing & solo tracks algemeen | Backing Tracks (conversies)

### de basgitaar te leren kennen

- Basgitaar | Voorbeelden & oefeningen
- Basgitaar | V.o.X. visuele training
- Basgitaar | Stijlvoorbeelden met audio
- Basgitaar | Basgitaar & ritmesectie
- Programma's & downloads | E-boeken

En vergeet niet de grote hoeveelheid eenvoudig toegankelijke muziektheorie, om je nog sneller en efficiënter naar je muzikale doelen te brengen.

Het materiaal voor de website van **GuitarJan.com** wordt onder redactie van **Jan van den Hogen** samengesteld.

Jan is een amateur-gitarist die, zoals hij zelf aangeeft, niet al te best gitaar speelt, maar veel lol heeft in dat wat hij in ieder geval muzikaal voor het voetlicht weet te brengen. Hij is een pragmatisch denker, altijd zoekend naar de gemakkelijkste oplossingen en simpelste theoretische toepassingen binnen de complexe muzikliteratuur, zodat iedereen er van kan genieten.

