



**GuitarJan.com**

EENVOUD IN COMPLEXE GITAARTHEORIE

---

genesis

# SONGBOEK

**From Genesis to Revelation • Trespass • Nursery Cryme**

Nieuwsbrief **GuitarJan.com** Songboek Special

---

*Copyright: Jan van den Hogen • 2022*

---

## INHOUDSOPGAVE

Introductie	1
Slagritme patronen	1
Het Palm-Mute effect	2
Album: <b>From Genesis to Revelation</b> (1969)	
Silent Sun	6
In the Beginning	8
Fireside Song	10
In the Wilderness	14
In Hiding	16
Window	19
One Eyed Hound	22
Album: <b>Trespass</b> (1970)	
White Mountain	24
Dusk	28
The Knife	31
Looking for Someone	36
Visions of Angels	39
Stagnation	43
Album: <b>Nursery Cryme</b> (1971)	
The Musical Box	47
The Return of the Giant Hogweed	51
The Fountain of Salmacis	56
Seven Stones	62
Harlequin	66
For Absent Friends	68
Harold the Barrel	70

Dit werk met zijn inhoud is geschreven voor het publieke domein. Het staat je vrij, zonder welke beperkingen dan ook, het materiaal te gebruiken, te kopiëren, te scannen, te verspreiden of welke andere handelswijze dan ook, op het materiaal toe te passen.

## Introductie

De "Songboek" Specials bij de nieuwsbrieven van [GuitarJan.com](http://GuitarJan.com) bevatten een aantal songs van (meestal) een specifieke artiest of band, waarbij we proberen de meest eenvoudige akkoorden te kiezen, verdeeld naar open en barré akkoorden. Je zult er niet aan ontkomen om de muziek te beluisteren voordat je deze kunt spelen. Streaming diensten en YouTube zijn hierbij je beste vrienden.

Ik hoop dat je veel nieuwe muziek leert kennen, waarmee je een verdere verdiepingsslag in je repertoire kunt maken, en dat je veel speelplezier aan de songs beleeft.

Op de website vind je nog veel meer songs, solo tabulaturen, backing tracks etc., te weten onder:

**Songs & solo's | Compleet songoverzicht**

**Songs & solo's | Songs met akkoorden** (incl. Widescreen versie)

**Songs & solo's | Solo's met backing tracks** (incl. Widescreen versie)

**Songs & solo's | Backing tracks** (meer dan 2.000 conversies van MIDI files gesorteerd naar artiesten).

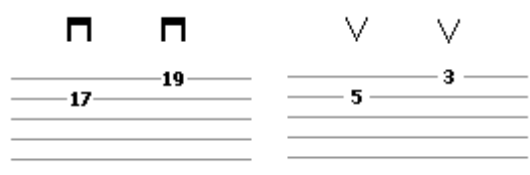
En honderden backing tracks, gesorteerd naar de genres Blues, Reggae, Rock, R&B, Soul, Ballads, Smooth Jazz, Contemporary Jazz en Funk onder:

**Programma's & downloads | Online applicaties & E-boeken** (honderden backing tracks)

Maak er gebruik van! Je weet dat alle informatie van [GuitarJan.com](http://GuitarJan.com) compleet vrij te gebruiken is, geen advertenties, geen verplichtingen, en een gratis nieuwsbrief met waardevolle informatie, zoals Specials over muziektheorie, kenmerkende speelstijlen van artiesten, of, zoals in dit geval, een songboek.

## Slagritme patronen

Allereerst wat over de verschillende vormen van notatie van slagritmes.



Het symbool boven de eerste tab geeft aan dat de pick (plectrum), of de hand, naar beneden gaat, dus van lage E-snaar naar de hoge e-snaar. We noemen dit ook wel een "downstroke". Het symbool op de tweede tab geeft aan dat er omgekeerd wordt ge-

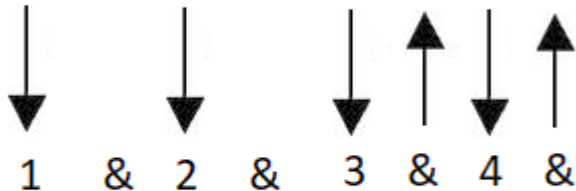
speeld, dus van de hoge e-snaar naar de lage E- snaar. Dit wordt ook wel de "upstroke" genoemd. Soms zegt men dat je bij de downstroke alleen de lage-E, A en D snaren moet aanraken, en bij de upstroke alleen de hoge-e, B en G snaren. Dat hoeft echter helemaal niet zo zijn.

Als je een ritme gaat instuderen bij een bepaald nummer, luister dan goed naar het origineel, voordat je jezelf aanwent om per sé altijd alleen maar een paar snaren tijdens het spelen te raken. Vaak gebruiken artiesten in zowel de down- als de upstroke, dus alle snaren.

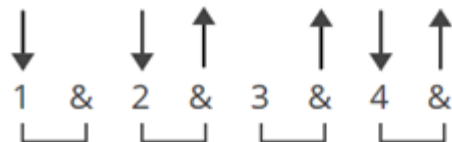
D D UDU      D DU UDU



88 bpm



133 bpm



De beide symbolen hierboven zijn min of meer de standaard notatie in gitaartabulatuur. Maar daarnaast kom je een grote hoeveelheid varianten tegen, zoals je hiernaast kunt zien. Soms worden alleen maar letters gebruikt (een **D** voor downstroke en een **U** voor upstroke), pijltjes naar boven en naar beneden geven respectievelijk de down- en upstroke aan, en soms zie je zelfs dat het aantal BPM (Beats Per Minute) wordt gegeven, om de muziksnelheid aan te duiden, en worden de down- en upstrokes verdeeld over de tellen in de maat.

Ongetwijfeld zul je, als je op internet naar songs zoekt, de meest bizarre notatievormen tegenkomen van de manier waarop een song

gestrumd moet worden. Hoe je het ook wendt of keert, strumming kun je alleen maar leren door heel veel te oefenen, en naar heel veel verschillende muziekstijlen te luisteren. De "strumming patterns" (de slagritmes) verschillen per genre vaak hemelsbreed van elkaar, zoals blues shuffles, hard rock, en ballads.

Naast de down- en upstroke kunnen er nog een aantal andere zaken in het strumming pattern worden verwerkt, zoals muting, dead notes, arpeggio's etc, allemaal zaken die je met je slaghand (voor een rechtshandig gitarist de rechterhand) moet doen. Vaak zijn deze additionele zaken van groot belang om een song zo natuurgetrouw mogelijk te laten klinken.

## Het Palm-Mute effect

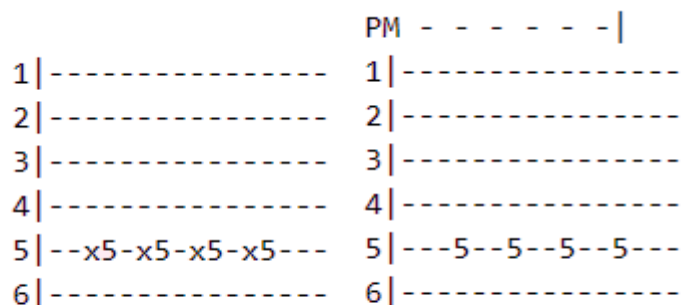
Aan de rechterkant zie je een aantal aanduidingen voor "Palm Mute". Dit is het effect waarbij je de palm van je rechterhand neerlegt op de snaar, bij de brug van de gitaar.



of



PM PM PM PM



Als je dat hebt gedaan, sla je de snaar aan. Deze techniek hanteert de gitarist op gevoel om de juiste toon te creëren. Bij een palm mute noot demp je met de palm van je hand, waarmee je ook de snaren aanslaat, de te "muten" snaren.

Dit is een lastige techniek om onder de knie te krijgen, maar als je het eenmaal werkend hebt, kun je prachtige dynamiekverschillen en effecten in je slagritme brengen. In het voorbeeld hierboven zie je hoe in een tabulatuur die in een tabulatuurprogramma wordt gemaakt (bijvoorbeeld TablEdit), een Palm Mute wordt aangegeven. Je hebt, naast de professionele software (die zogeheten formele tabs maakt), ook vaak andere programma's die de tabulatuur wat meer recht-toe-recht-aan registreren, we spreken dan van een ASCII formaat notatie. In dat soort notaties wordt de Palm Mute met een x voor de noot aangegeven, en soms ook met de aanduiding PM.

De 10 meest gebruikte slagritmes zijn:

**Beat Downstroke** • speel een downstroke op iedere tel in de maat

Musical notation for Beat Downstroke. It shows two measures of music in 4/4 time, starting with a G chord and moving to a C chord. The notation includes a standard staff with a treble clef and a guitar-specific staff with a 'TAB' label. The guitar staff shows fret numbers and downstrokes (indicated by downward arrows) on every beat. The first measure is marked with a '1' and the second with a '2'.

**8<sup>th</sup> Note up** • upstrokes op de "&" van de maat

Musical notation for 8<sup>th</sup> Note up. It shows two measures of music in 4/4 time, starting with a G chord and moving to a C chord. The notation includes a standard staff with a treble clef and a guitar-specific staff with a 'TAB' label. The guitar staff shows fret numbers and upstrokes (indicated by upward arrows) on the eighth notes of each measure. The first measure is marked with a '1' and the second with a '2'.

**16<sup>th</sup> Notes** • dit tel je als: ene-e-en-uh twee-e-en-uh ...

Musical notation for 16<sup>th</sup> Notes. It shows two measures of music in 4/4 time, starting with a G chord and moving to a C chord. The notation includes a standard staff with a treble clef and a guitar-specific staff with a 'TAB' label. The guitar staff shows fret numbers and 16th notes (indicated by many small notes) in each measure. The first measure is marked with a '1' and the second with a '2'.

**Single note downstroke** • bij downstroke alleen laagste snaar raken

Musical notation for Single note downstroke. It shows two measures of music in 4/4 time, starting with a G chord and moving to a C chord. The notation includes a standard staff with a treble clef and a guitar-specific staff with a 'TAB' label. The guitar staff shows fret numbers and single-note downstrokes (indicated by downward arrows) on the lowest string of each chord. The first measure is marked with a '1' and the second with a '2'.

**16<sup>th</sup> notes on a Beat** • 16<sup>de</sup> noten spelen vanaf begin maat

Musical notation for 16th notes on a beat. The notation is in 4/4 time, with a key signature of one sharp (F#). It consists of two measures. The first measure is in the G major chord, and the second measure is in the C major chord. The notation shows a continuous stream of 16th notes across the guitar strings, with a corresponding guitar tablature below it. The tablature uses numbers 1-5 to indicate fret positions and arrows to indicate picking direction.

**Rock & Pop** • 8<sup>ste</sup> noten in een standaard pop/rock ritme

Musical notation for Rock & Pop 8th notes. The notation is in 4/4 time, with a key signature of one sharp (F#). It consists of two measures. The first measure is in the G major chord, and the second measure is in the C major chord. The notation shows a standard pop/rock rhythm of eighth notes, with a corresponding guitar tablature below it. The tablature uses numbers 1-5 to indicate fret positions and arrows to indicate picking direction.

**Reggae & Ska** • spelen op de off-beat, dus de 2<sup>e</sup> en 4<sup>e</sup> tel

Musical notation for Reggae & Ska off-beat. The notation is in 4/4 time, with a key signature of one sharp (F#). It consists of two measures. The first measure is in the G major chord, and the second measure is in the C major chord. The notation shows a reggae/ska rhythm with off-beat eighth notes, with a corresponding guitar tablature below it. The tablature uses numbers 1-5 to indicate fret positions and arrows to indicate picking direction.

**Leaving Out 3<sup>rd</sup> "&"** • gebruikelijk slagritme in vele genres

Musical notation for Leaving Out 3rd "&". The notation is in 4/4 time, with a key signature of one sharp (F#). It consists of two measures. The first measure is in the G major chord, and the second measure is in the C major chord. The notation shows a common rock rhythm with eighth notes, with a corresponding guitar tablature below it. The tablature uses numbers 1-5 to indicate fret positions and arrows to indicate picking direction.

**Triplets** • veel gebruikt in funk, met off-beat spelen

Musical notation for Triplets. The notation is in 4/4 time, with a key signature of one sharp (F#). It consists of two measures. The first measure is in the G major chord, and the second measure is in the C major chord. The notation shows a triplet rhythm with eighth notes, with a corresponding guitar tablature below it. The tablature uses numbers 1-5 to indicate fret positions and arrows to indicate picking direction.

**Hard Rock** • naast triplets een gewild slagritme voor rock

Musical notation for Hard Rock. The notation is in 4/4 time, with a key signature of one sharp (F#). It consists of two measures. The first measure is in the G major chord, and the second measure is in the C major chord. The notation shows a hard rock rhythm with eighth notes, with a corresponding guitar tablature below it. The tablature uses numbers 1-5 to indicate fret positions and arrows to indicate picking direction.

Van de bovenstaande 10 slagritmevoorbeelden is er altijd wel een die past bij het nummer dat je wilt spelen. Op de [GuitarJan.com](https://www.guitarjan.com) website vind je onder **Muziektheorie | Strumming (slagritmes)** nog veel meer informatie, en tientallen audio voorbeelden die een bepaald slagritme demonstreren.

Bovengenoemd website onderdeel laat je, aan de hand van een videodemonstratie, ook de grondbeginselen zien van het spelen met een pick (plectrum), niet onbelangrijk om dit ook goed te bestuderen.

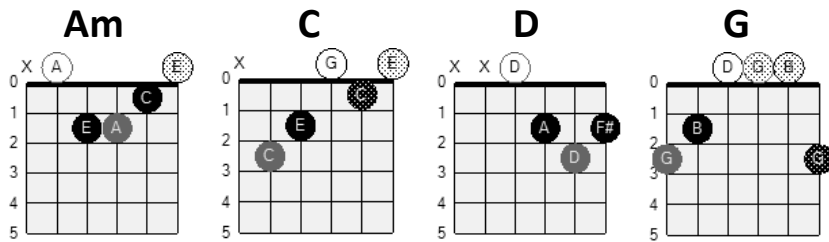
Veel muzikaal plezier!

Jan, de samensteller van  
[GuitarJan.com](https://www.guitarjan.com)

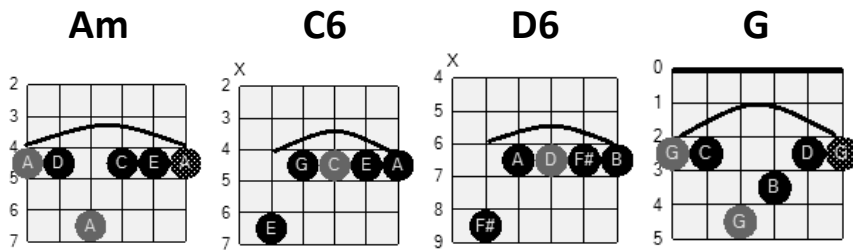
# Genesis Album: From Genesis to Revelation (1969)

## Silent Sun

### OPEN CHORDS



### BARRE CHORDS



Intro | D |

### Verse 1

D G  
The silent sun that never shines  
G  
The motion of a turning wheel

C D  
She is the warmth of my lonely heart  
C D  
Can't you stop it and look around?

### Chorus

G C  
Baby you feel so close  
C  
Baby you've changed my life

Am G  
I wish you could see my love  
Am G C D  
I'm trying to show you ..... why

### Verse 2

G  
A tiny stone that hides from me  
G  
A mountain stream that chills the sea

C D  
Can't you see that I'm just outside?  
C D  
Can't you feel in your useless pride?



## Chorus

### Verse 3

**G**  
When night reveals a star-filled sky

**G**  
When snowflakes heal the ugly ground

**C**                    **D**  
I want to hold it in my hands

**C**                    **D**  
Your beauty hides the joy I've found

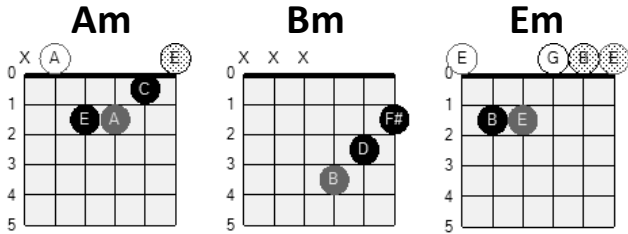
**Outro** | **D** | *(fade out)*

# Genesis Album: From Genesis to Revelation (1969)

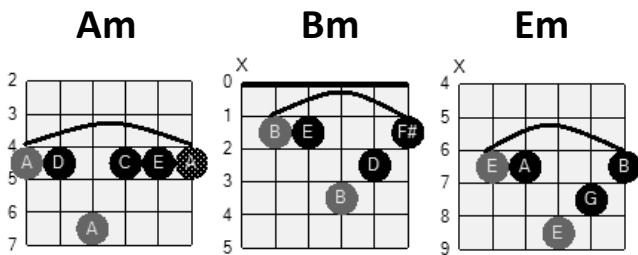
## In the Beginning

---

### OPEN CHORDS



### BARRE CHORDS




**Intro** *synthesizer sounds, followed by bass guitar riff*

| Em | (play 2x)

### Verse 1

Em	Ocean of motion	Squirming around and up and down
Am	Pushing together	Scattering mountains all around you
Am	That is the sound of a new born world	And the light from a curious sky
Bm	It has begun	You're in the hands of destiny

### Interlude



## Verse 2

**Em**

Thrashing with violence

Hurling its lava up and down

Furnace of frenzy

Burning with power uncontrolled

**Am**

That is the sound of a new born world

And the light from a curious sky

**Bm**                      **Am**

It has begun

**Em**

You're in the hands of destiny

## Interlude

```
e-----|
B--0-----0-----0-----0-----|
G-----0-----0-2-----0-----0-2(4)--| (play 2x)
E-----|
B-----|
E-----|
```

## Chorus

```
e-----|-----12--|-----0--0--|
B--0-----0-----0-----0-----|--0-----0-----0-----0-----3--|
G-----0-----0-2-----0-----0-2(4)--|-----0-----0-2-----0-----0-14(16)--|-----0-----0-2-----0-----0-2(4)--|
E-----|-----|-----|
B-----|-----|-----|
E-----|-----|-----|
```

Is that the chariot with stallions gold?

Is that a prince of heaven on the ground?

```
e-----5--|-----0--|
B--5-----5-----5-----5-----5-----|--0-----0-----0-----0-----0-----|
G---5-----5-7-----5-----5-7(8)7-----|-----0-----0-2(4)-----0-----0-2(4)-----|
E-----|-----|
B-----|-----|
E-----|-----|
```

Is that the roar of a thundercrash? This is my world and it's waiting to be crowned

```
e-----7-----|
B-----7-----10p7-10p7-----|
G-----12~-----12-----14-----12--|--9(11)--(11)-----9(11~)--|
E-----12-----12-----|-----|
B-----12-----12-----|-----|
E--12-----12-----12-----12-----|-----|
```

Father, son, looks down with happiness

Life is on its way

*Bass guitar +* | **Em** | (*play 2x*)

## Verse 1 + Interlude

**Chorus** • *End on Em*

# Genesis Album: From Genesis to Revelation (1969)

## Fireside Song

### OPEN CHORDS

The following table lists the 30 open chords shown in the diagram, organized in a grid. Each chord is represented by a guitar fretboard diagram with notes and fingerings indicated.

<b>A</b>	<b>A#</b>	<b>B</b>	<b>C</b>	<b>C#</b>	<b>C#7</b>
<b>C#m</b>	<b>C7</b>	<b>D</b>	<b>Dm</b>	<b>E</b>	<b>E7</b>
<b>Em</b>	<b>F</b>	<b>F#</b>	<b>F#7</b>	<b>F#m</b>	<b>F7</b>
<b>Gm</b>	<b>Eb</b>	<b>Eb7</b>	<b>Ab</b>	<b>Bb</b>	<b>Bb7</b>
<b>Fm</b>	<b>Cm</b>				

### BARRE CHORDS

The following table lists the 6 barre chords shown in the diagram, organized in a grid. Each chord is represented by a guitar fretboard diagram with notes and fingerings indicated, including a barre across the top strings.

<b>A</b>	<b>A#</b>	<b>B</b>	<b>C</b>	<b>C#</b>	<b>C#7</b>
----------	-----------	----------	----------	-----------	------------

Diagram showing 22 guitar chord shapes for various chords:

- C#m**: 6th fret, strings 2-6, notes C#, F#, E, G#, C#
- C7**: 5th fret, strings 2-6, notes C, Bb, G, C
- D**: 2nd fret, strings 2-4, notes D, G, A
- Dm**: 2nd fret, strings 2-5, notes D, G, A, F
- E**: 4th fret, strings 2-6, notes E, A, B, E, G#
- E7**: 4th fret, strings 2-6, notes E, A, B, D, G#
- Em**: 0th fret, strings 2-6, notes E, A, B, G, E
- F**: 1st fret, strings 2-6, notes F, C, A, F, C
- F#**: 2nd fret, strings 2-6, notes F#, C#, A#, F#, C#
- F#7**: 2nd fret, strings 2-6, notes F#, C#, A#, F#, C#
- F#m**: 2nd fret, strings 2-6, notes F#, C#, A#, F#, C#
- F7**: 1st fret, strings 2-6, notes F, C, A, F, C
- Gm**: 3rd fret, strings 2-6, notes G, C, Bb, D, G
- Eb**: 3rd fret, strings 2-6, notes Eb, C#, A#, Eb, C#
- Eb7**: 3rd fret, strings 2-6, notes Eb, C#, A#, Eb, C#
- Ab**: 4th fret, strings 2-6, notes Ab, G#, D#, Ab, G#
- Bb**: 4th fret, strings 2-6, notes Bb, A, D, Bb, A
- Bb7**: 4th fret, strings 2-6, notes Bb, A, D, Bb, A
- Fm**: 0th fret, strings 2-6, notes F, Bb, Ab, C, F
- Cm**: 0th fret, strings 2-6, notes C, F, G, Eb, C

**Intro** |  $\text{D}$  |  $\text{Em}$  |  $\text{A}$  | ( $\text{D}$  = play arpeggio, play 4x)

## Verse 1

**Em** **A** **D D7**  
 As daybreak breaks the mist upon the earth  
**Em** **A** **Bm G A**  
 It came to pass that beauty settled there forever more  
**Em** **A** **D D7**  
 And as the steam clings close to things to come  
**Em** **A** **Bm G A**  
 It came to pass that solid rock did part for humble life

**CHORUS** (*Modulation: key shifts 1 semitone up*)

**Eb Eb7 Ab**  
 Once upon a time there was confusion  
**Bb Eb**  
 Disappointment, fear and disillusion  
**Eb Eb7 Ab**  
 Now there's hope reborn with every morning  
**Bb Eb7**  
 See the future clearly at its dawning  
**Eb Ab Bb**  
 Forever drifting slowly towards a hazy emptiness  
**Eb Bb7**  
 Whilst water slips into the sea  
**Ab Bb Bb7**  
 The father's sad to see it free

## Verse 2

**Fm Bb Eb Eb7**  
 As shadows creep towards their master night  
**Fm Bb Cm ab Bb**  
 It came to pass that trees defied the wind who shook their leaves  
**Fm Bb Eb Eb7**  
 And as the peace descended all around  
**Fm Bb Cm Ab Bb**  
 It came to pass that nature's creatures came to face the world

## CHORUS *(Modulation: once again key shifts 1 semitone up)*

**E E7 A**  
 Once upon a time there was confusion  
**B E**  
 Disappointment, fear and disillusion  
**E7 A**  
 Now there's hope reborn with every morning  
**B E7**  
 See the future clearly at its dawning  
**E A B**  
 Forever drifting slowly towards a hazy emptiness

E B7

Whilst water slips into the sea

A B B7

The father's sad to see it free

## Outro

E E7 A

Once upon a time there was confusion

B E

Disappointment, fear and disillusion

E7 A

Now there's hope reborn with every morning

B E7

See the future clearly at its dawning

*(start fade-out)*

E E7 A

Once upon a time there was confusion

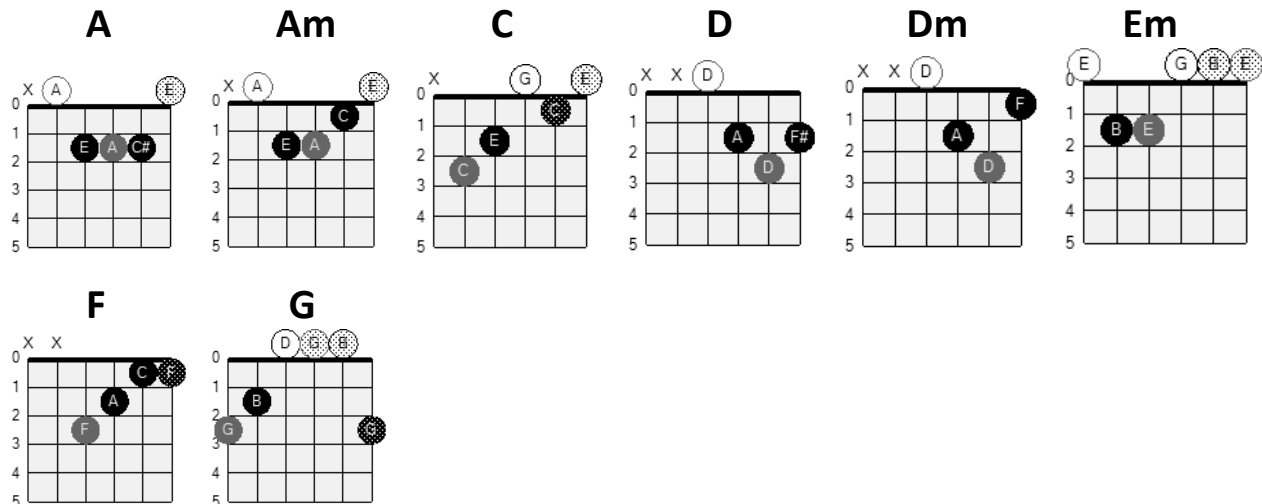
B E

Disappointment, fear and disillusion

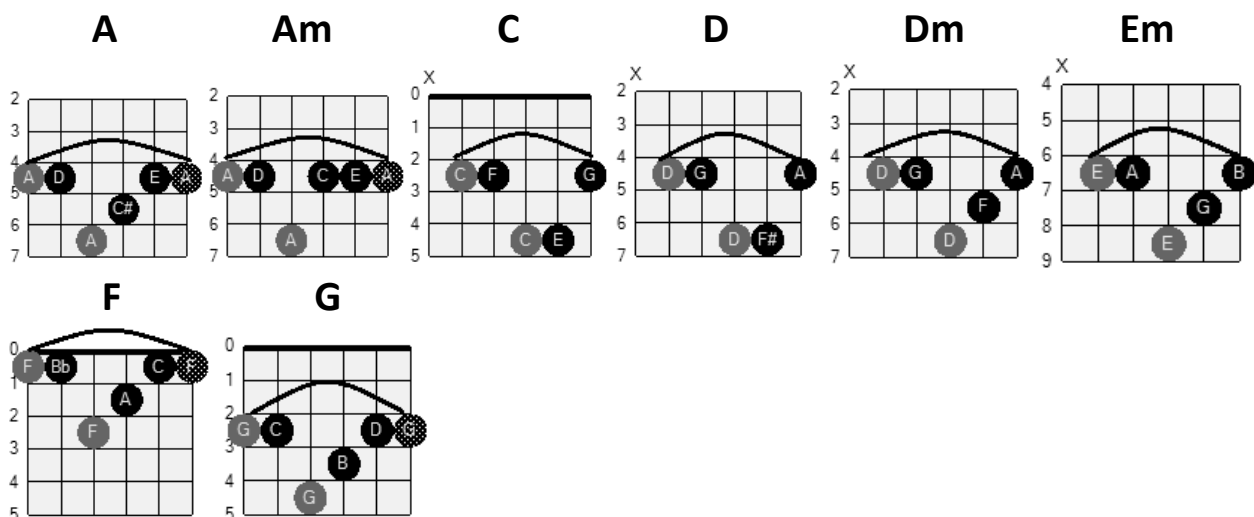
# Genesis Album: From Genesis to Revelation (1969)

## In the Wilderness

### OPEN CHORDS



### BARRE CHORDS



**Intro** | F | C | Dm | A | *(play 2x in fingerpicking style)*

### Verse 1

**F C Dm**

**A**

Leaving all the world to play, they disappear

**F C Dm A**

And the leaves have gathered dust to run like deer

**F C Dm A**

Tearing pieces from our lives to feed the dawn



**F C Dm Em Am**  
Mist surrounds the seagulls, christened by the storm

## Chorus

**D G Em**  
Music, all I hear is music ... guaranteed to please

**A**  
And I look for something else

**D**  
Rain drops pouring down the rooftops

**G Em**  
Flowing in the drains

**A**  
As the people run their lives

**Em D C**  
And their lives are run by time

## Verse 2

**F C Dm A**  
Fighting enemies with weapons made to kill

**F C Dm A**  
Death is easy as a substitute for pride

**F C Dm A**  
Victors join together, happy in their bed

**F C Dm A**  
Leaving cold outside the children of the dead

## Chorus

**Interlude | F | C | Dm | A | F | C | Dm | Em | Am |**  
*(play in fingerpicking style)*

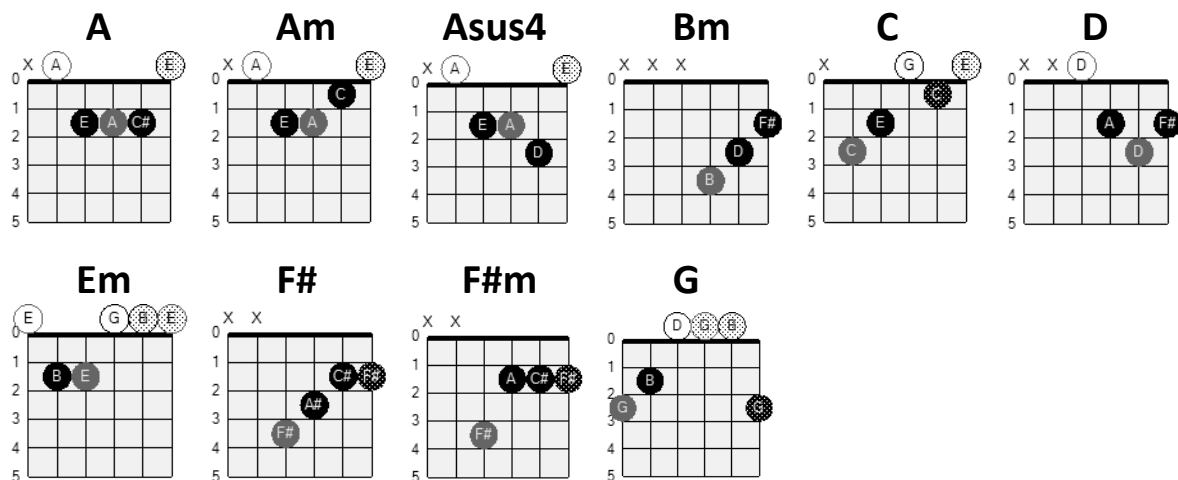
**Chorus** *(play 3x)*

**Outro | D | G | Em | A |**  
*(play in fingerpicking style)*

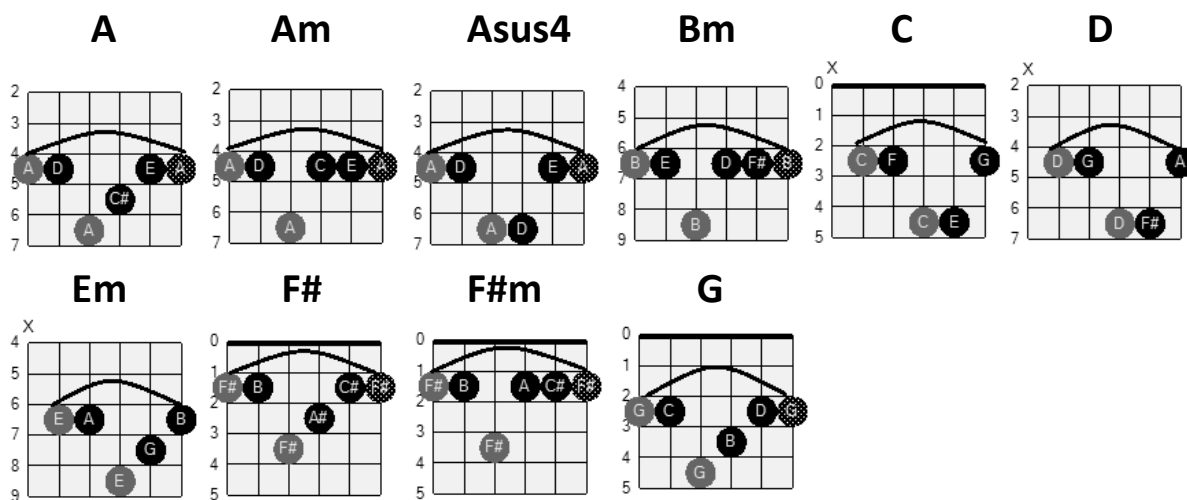
# Genesis Album: From Genesis to Revelation (1969)

## In Hiding

### OPEN CHORDS



### BARRE CHORDS



## Chorus

Em A Em A

Pick me up Put me down Push me in Turn me round

Em A Em A D

Switch me on Let me go I have a mind of my own

## Verse 1

D F#m

In hiding

G Em C

Far from the city of night

D G Em

And the factories of truth

**Bm**

I stand upon the mountain

**Am D**

A million miles from my home

**G Em**

And the faces of fear

**Asus4 A**

I have freedom to think

## Verse 2

**D F# G Em C**

In hiding I may take off my clothes

**D G Em**

That I wear on my face

**Bm**

I float upon a river

**Am D**

A million miles from the plains

**G Em**

That are piercing the clouds

**Asus4 A D**

I am lost in the beauty In hiding

**Em Asus4 A**

**Chorus +** I wish you were here

## Verse 3

**D G Em C**

In hiding I lie silent at last

**D G Em**

I am free from my past

**Bm**

I walk among the tall trees

**Am D**

This is beauty I know

**G Em**

I am in love with it all

**Asus4**

**A**

I have the freedom to love

**D**

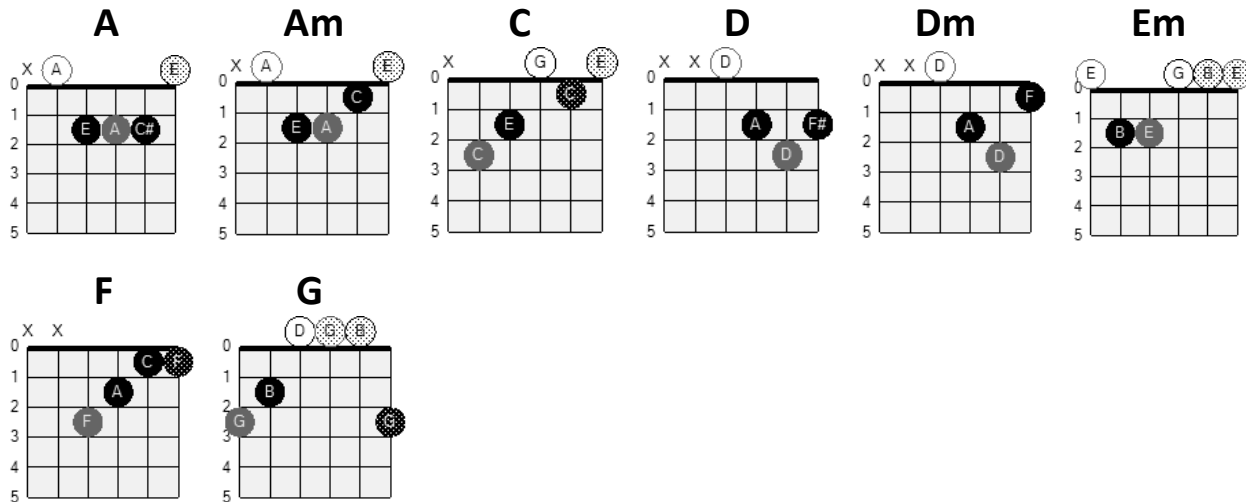
In hiding

**Chorus** *(play 2x)*

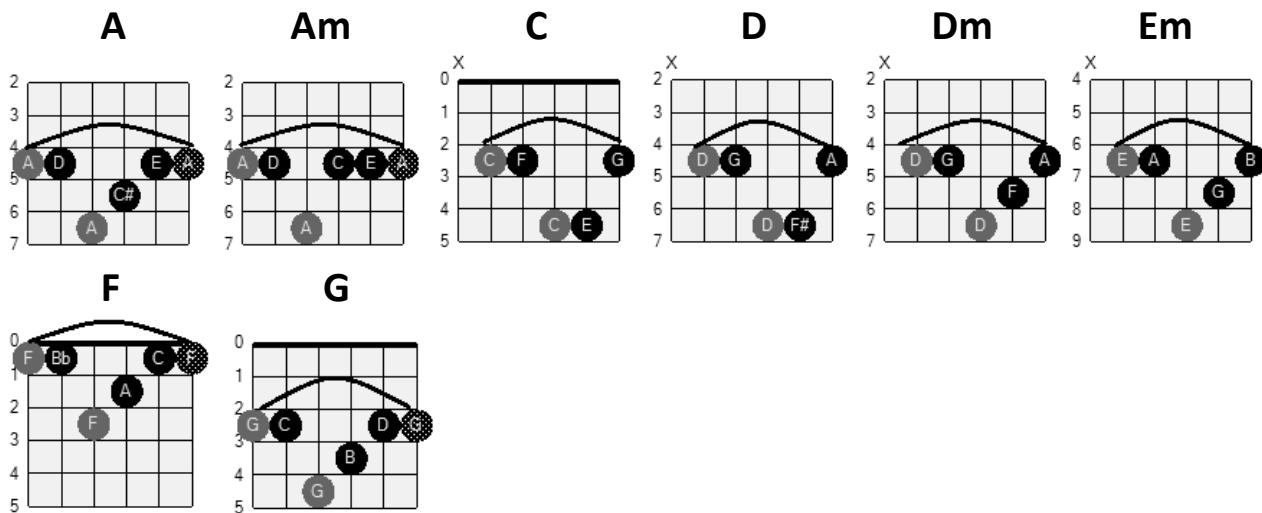
# Genesis Album: From Genesis to Revelation (1969)

## Window

### OPEN CHORDS



### BARRE CHORDS



**Intro** | Dm | G | C | F | (play 3x)  
 | Dm | G | C | A |

### Verse 1

C Em Am  
 Slowly I stretch out my arms freely  
 C Em Am  
 Shadows of night disappear

**Dm** **Em** **G**  
Rise from the slough of despond, find the pathway  
**Dm** **Em** **G**  
Guiding us forward through pastures of dream day  
**Dm** **Em** **G**  
Days to enjoy, peace I knew once before me  
**Dm** **Em** **G**  
Dawning to dusk on the hills until morning

## Chorus

**F** **Em** **G** **F** **Em** **G**  
Come see me, take my hand Come see me in my land

## Verse 2

**C** **Em** **Am**  
Flying invisibly high, watch me  
**F** **Em** **Am**  
All on a beautiful sky, I'll be  
**Dm** **Em** **G**  
Clear and serene in the love I've discovered  
**Dm** **Em** **G**  
Long search is over, the soul is uncovered  
**Dm** **Em** **G**  
Resting on joy that abounds without ceasing  
**Dm** **Em** **G**  
Bidding farewell to the fears now decreasing

## Chorus

## Interlude

**Em** **A** **D**  
High on a golden crested wave she sits  
**Em** **A** **D**  
The little nymphs dance in her hair

**Em** **A** **D**  
 The trees all beckon to the sky to bless their empty lives  
**Em** **A** **D**  
 Horizons come to sip wine there  
**Em** **A** **D**  
 The veiled mist reveals the wandering ship upon the reef  
**Em** **A** **D**  
 The albatross flies to the stern  
**Em** **A** **Em** **D**  
 But only Jack Frost saw the kiss you gave him in return  
 | **Dm** | **G** | **C** | **F** | (*play 2x*)

### Verse 3

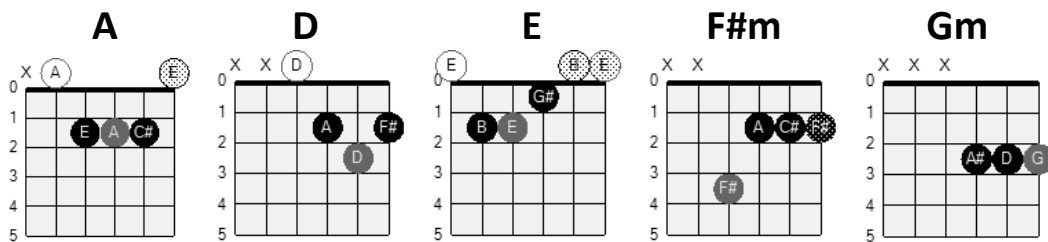
**C** **Em** **Am**  
 Crossing the mountains of truth, see them  
**C** **Em** **Am**  
 Soaring majestically high, and then  
**F** **Em** **Am**  
 Stop at the warning light, see it flash brightly  
**F** **Em** **Am**  
 Thunder awakes me, the crashes beside me  
**F** **Em** **Am**  
 Shatters the scene and brings chaos to beauty  
**F** **Em** **Am**  
 Leading us forward where destiny may be

**Chorus** (*play 3x until fade-out*)

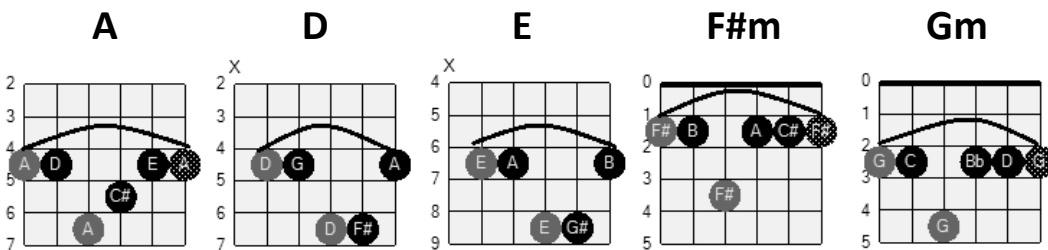
# Genesis Album: From Genesis to Revelation (1969)

## One Eyed Hound


### OPEN CHORDS



### BARRE CHORDS



### Intro



### Verse 1

**E** **F#m** **A** **E**  
 Mister you've been caught at last, chasing dogs and moonlight  
**E** **F#m** **D** **E**  
 This man committed a sin, this man he never can win  
**E** **F#m** **A**  
 Mister you've got one more change if you catch the hound  
**E**  
 where the sun shines  
**E** **F#m** **D** **E**  
 This man committed a sin, this man he never can win

### Chorus



**Gm A E**

And it's all gone wrong, night is a time for chasing the one-eyed hound

**Gm A E**

And it's all been tried before, night is the time for chasing the one-eyed hound

| E | F#m | A | E |

## Verse 2

**E F#m A E**

Have you seen the one-eyed hound? Tell me where he's going

**E F#m D E**

This man committed a sin, this man he never can win

**E F#m A E**

Every place that I have been, no-one else has seen him

**E F#m D E**

This man committed a sin, this man he never can win

## Chorus

### Break

e-----	
B-----	
G-----8---10-----8-----	(play 2x)
D--8h10-----8h10-----8-----	
A-----	
E-----	

## Verse 3

**E F#m A E**

Everybody's telling me exactly where to go

**E F#m D E**

This man committed a sin, this man he never can win

**E F#m A E**

People call and people talk, but they don't reach agreement

**E F#m D E**

This man committed a sin, this man he never can win

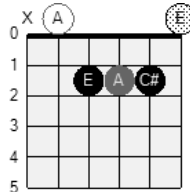
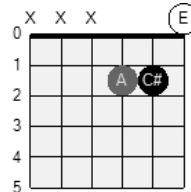
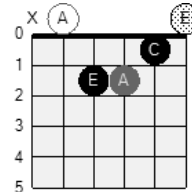
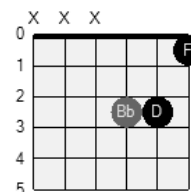
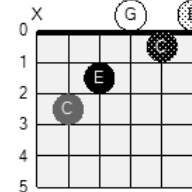
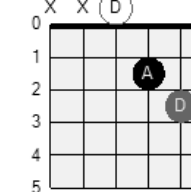
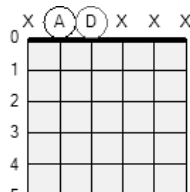
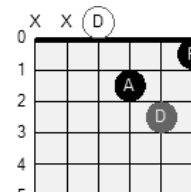
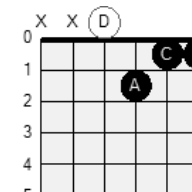
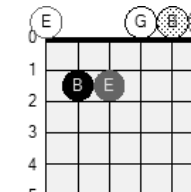
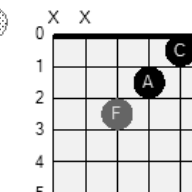
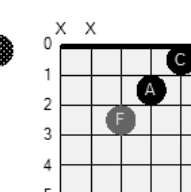
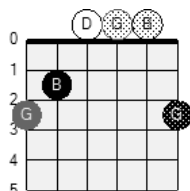
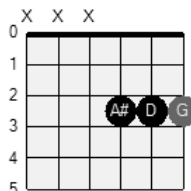
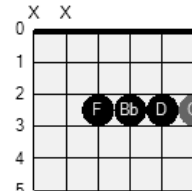
## Chorus

**Outro** | E | F#m | A | E | (play 2x with fade-out)

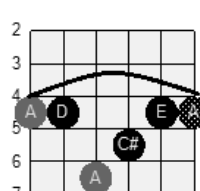
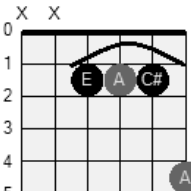
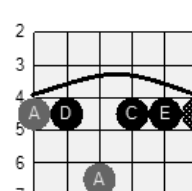
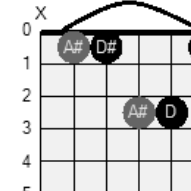
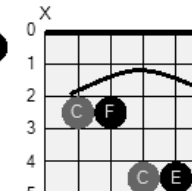
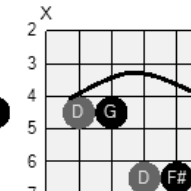
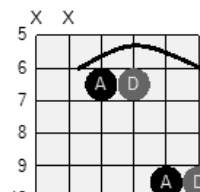
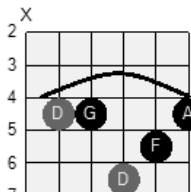
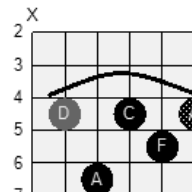
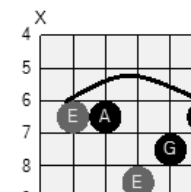
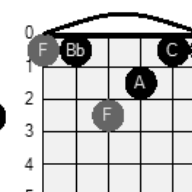
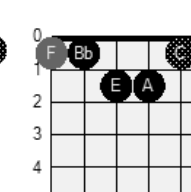
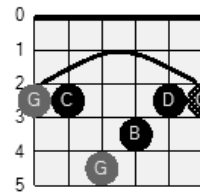
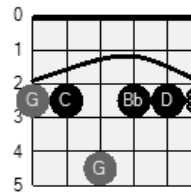
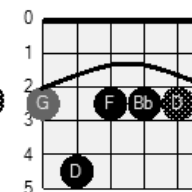
# Genesis Album: Trespass (1970)

## White Mountain

### OPEN CHORDS

<b>A</b> 	<b>A4</b> 	<b>Am</b> 	<b>Bb</b> 	<b>C</b> 	<b>D</b> 
<b>D5</b> 	<b>Dm</b> 	<b>Dm7</b> 	<b>Em</b> 	<b>F</b> 	<b>Fmaj7</b> 
<b>G</b> 	<b>Gm</b> 	<b>Gm7</b> 			

### BARRE CHORDS

<b>A</b> 	<b>A4</b> 	<b>Am</b> 	<b>Bb</b> 	<b>C</b> 	<b>D</b> 
<b>D5</b> 	<b>Dm</b> 	<b>Dm7</b> 	<b>Em</b> 	<b>F</b> 	<b>Fmaj7</b> 
<b>G</b> 	<b>Gm</b> 	<b>Gm7</b> 			

**Intro** | Dm | Dm | Dm | Dm | F | F | Gm7 | Gm7 |  
 | Dm | C | Gm7 | A | Dm | C | Gm7 | A |

## Verse 1

Dm C Gm7 A  
 Thin hung the web like a trap in a cage, the fox lay asleep in his lair  
 Dm C Gm7 A  
 Fang's frantic paws told the tale of his sin, far off the chase shrieked revenge

## Verse 2

Gm Dm  
 Outcast he trespassed where no wolf may tread  
 Gm C  
 The last sacred haunt of the dead  
 Gm Dm  
 He learnt of a truth which only one wolf may know  
 Gm C  
 The sceptre and crown of the king  
 Em Am  
 Howling for blood, One-eye leads on the pack  
 A A4 A  
 Plunging through forest and snowstorm

## Interlude *(Guitar)*

| Am Em | D | A4 A | A4 A | Am Em | D |  
 | A4 A | A4 A | A |

*(Flute solo)* | Dm | C | Gm7 | A |  
 | Dm | C | Gm7 | A |

## Verse 3

Dm C  
 Steep rose the ridge, ghostly peaks climbed the sky,  
 Gm7 A  
 Fang sped through the jungles of ice

**Dm** **C**  
 Hard on his trail, One-eye drew from the pack  
**Gm7** **A**  
 An old hero conquered by none.

## Verse 4

**Gm** **Dm**  
 Steep, for too steep grew the pathway ahead  
**Gm** **C**  
 Descent was the only escape  
**Gm** **Dm**  
 A wolf never flees in the face of his foe  
**Gm** **C**  
 Fang knew the price he would pay  
**Em** **Am**  
 One-eye stood before him, with the crown upon his head  
**A** **A4 A**  
 Sceptre raised to deal the deadly blow

## Interlude *(Guitar)*

| **Am Em** | **D** | **A4 A** | **A4 A** | **Am Em** | **D** |  
 | **A4 A** | **A4 A** | **A** |

## Bridge *(slowly played)*

| **Dm** | **Dm** | **Gm** | **D5** | **Dm** | **Dm** | **Gm** | **D5** |

## Verse 5

**Dm** **Dm7** **Gm** **A**  
 Fang, son of great Fang, the traitor we seek, the laws of the Brethren say this  
**Dm** **Dm7** **Gm** **A**  
 That only the King sees the Crown of the Gods, and he, the Usurper must die

## Verse 6

**Gm** **Dm**  
 Snarling he tore at the throat of his foe

<b>Gm</b>	<b>C</b>	<b>Gm</b>	<b>Dm</b>
But Fang fought the hero in vain, dawn saw the white mountain tinted with red			
<b>Gm</b>	<b>C</b>		
Never would the crown leave again			
<b>Em</b>		<b>Am</b>	
One-eye hid the crown and with laurels on his head			
	<b>A</b>	<b>A4</b>	<b>A</b>
Returned amongst the tribe and dwelt in peace			

## Interludes

*(Flute solo)*

<b>Am</b>	<b>Em</b>	<b>D</b>	<b>A4</b>	<b>A</b>	<b>A4</b>	<b>A</b>	
<b>Am</b>	<b>Em</b>	<b>D</b>	<b>A4</b>	<b>A</b>	<b>Gm</b>	<b>A</b>	

*(Organ and whistle)*

<b>Em</b>	<b>Fmaj7</b>	<b>G</b>	<b>Fmaj7</b>
<b>G</b>	<b>Fmaj7</b>	<b>G</b>	<b>Fmaj7</b>
<b>G</b>	<b>Fmaj7</b>	<b>G</b>	<b>Fmaj7</b>

**Outro**

<b>Dm</b>	<b>Dm</b>	<b>F</b>	<b>F</b>	
<b>Gm</b>	<b>Gm</b>	<b>A</b>	<b>A</b>	
<b>Gm</b>	<b>Gm</b>	<b>Dm</b>	<b>Dm</b>	

# Genesis Album: Trespass (1970)

## Dusk

### OPEN CHORDS

<b>A</b> 	<b>A7</b> 	<b>A#m</b> 	<b>C</b> 	<b>D</b> 	<b>D#9</b> 
<b>Dm</b> 	<b>Dm7</b> 	<b>D#m11</b> 	<b>G</b> 	<b>G6</b> 	<b>Gm</b> 
<b>Gm7</b> 					

### BARRE CHORDS

<b>A</b> 	<b>A7</b> 	<b>A#m</b> 	<b>C</b> 	<b>D</b> 	<b>D#9</b> 
<b>Dm</b> 	<b>Dm7</b> 	<b>D#m11</b> 	<b>G</b> 	<b>G6</b> 	<b>Gm</b> 
<b>Gm7</b> 					

## Play whole song fingerpicking

**Intro** | **D** | **D** | **D** | **D** | **D** | (*play arpeggio*)

### Verse 1

**D**

See my hand is moving touching all that's real

And once it stroke love's body now it claws the past

**C** **D**

The scent of a flower

**C** **D**

The colors of the morning

**G6** **A**

Friends to believe in

**G6** **A**

Tears soon forgotten

**Dm7** **G** **D** **D** (*play 2x*)

See how the rain drives away, another day

### Verse 2

**D**

If a leaf has fallen does the tree lie broken?

And if we draw some water does the well run dry?

**C** **D**

The sigh of a mother

**C** **D**

The screaming of lovers

**Gm6** **A** **G6** **A**

Like two angry tigers, they tear at each other

**Dm7** **G** **D**

See how for him lifetime's fears disappear

### Instrumental break

| **Dm** | **G** | **Dm** | **G** |  
| **C** | **A7** | **Dm** | **A#m** | **Dm** |

| **D#9** | **D#m11** | **D#9** | **D#m11** |  
 | **Gm** | **D** |

### Verse 3

**D**

Once a Jesus suffered Heaven could not see him

And now my ship is sinking the captain stands alone

**C** **D**

A pawn on the chessboard

**C** **D**

A false move by God will now destroy me

**Gm6** **A** **Gm6** **A**

But wait, on the horizon, a new dawn seems to be rising

**Dm7** **G** **D**

Never to recall this passerby, born to die

**Outro** | **Gm** | **D** |



# The Knife

## BARRE CHORDS (song needs to be played with barre chords)

The image displays 30 guitar chord diagrams arranged in a grid. Each diagram shows the fretboard with notes and barre positions. The chords are: A#, A#maj11, Asus4, Cm, C4, Csus2, C9, C7sus4, Cm7, Cm6, Cmaj11, D, Dm, D4, Dsus2, Dm7, E, Em, E4, Esus2, Em7, Emaj11, F, Fm, G, Gm, G#, Gsus4, and G#maj7.

**Intro** | Cm C4 Csus2 Cm | Cm C4 Csus2 Cm | (play 4x)  
 | Dm D4 Dsus2 Dm | Dm D4 Dsus2 Dm | (play 2x)  
 | Em E4 Em Esus2 | Em E4 Em Esus2 | (play 2x)  
 | C C4 Csus2 C C | C4 F C C | (play 2x)

## Verse 1

**C C4 Csus2 C**  
 Tell me my life is about to begin  
**C C4 Csus2 C**  
 Promise me all of your violent dreams  
**D D4 Dsus2 D**  
 Now, in this ugly world  
**D D4 Dsus2 D**  
 Now, when I give a word  
**E E4 E Esus2 E E4 E Esus2**  
 Noooooow

**C C4 F C**  
 Tell me that I am a hero  
**C C4 F C**  
 Light up your body with anger  
**D D4 G D**  
 It is time to destroy all this evil  
**D D4 G D**  
 Get ready to fight for your freedom

## Bridge 1

| E E4 E Esus2 | E E4 E Esus2 |

## Chorus

**Em Em7 Em Esus2 Em Esus2 Em Esus2 Em E4**  
 Stand up and fight, for you know we are right  
**Em E4 Em E4 Em E4**  
 We must strike at the lies  
**Em Esus2 Em Esus2 Em Esus2 Em Em7 Em Em7**  
 That have spread like disease through our minds  
 | **Em Esus2 Em Esus2 | Em Esus2 Em E4 |**  
 | **Em E4 Em E4 | Em Esus2 Em Esus2 | Em Em7 |**  
**Em Em7 Em Esus2 Em Esus2 Em Esus2 Em E4**  
 Soon we'll have power, every soldier will rest  
**Em E4 Em E4 Em E4 Em**  
 And we'll spread out our kindness  
**Esus2 Em Esus2 Em Esus2 Em Em7 C**  
 To all who our love now deserve  
**A#**  
 Some of you are going to die  
**G# Fm C**  
 Martyrs of course to the freedom that I shall provide

## Bridge 2 *(Organ + Bass solo)*

| C C4 Csus2 C C | C4 F C C | *(play 2x)*

## Verse 2

C	C4	Csus2	C	C	C4	F	C
I'll give you the names of those you must kill	All must die with their children						
C	C4	Csus2	C	C	C4	F	C
Carry their heads to the palace of old	Hang 'm high, let the blood flow						
D D4	Dsus2	D	D	D4	G	D	
Now, in this ugly world	Break all the chains around us						
D D4	Dsus2	D	D	D4	G	D	
Now, the crusade has begun	Give us a land fit for heroes						
E E4 E Esus2 E E4 E Esus2							
Noooooow							

## Chorus

### Bridge 3 *(1<sup>st</sup> guitar solo)*

| C C4 Csus2 C C | C4 F C C | *(play 4x)*  
| D C4 Dsus2 D D | D4 G D D | *(play 4x)*  
| E E4 E Esus2 | E E4 E Esus2 | *(play 2x)*  
Em Em7 Em Esus2	Em Esus2 Em Esus2	Em E4 Em E4
Em E4 Em E4	Em Esus2 Em Esus2	Em Em7
Em Em7 Em Esus2	Em Esus2 Em Esus2	Em E4 Em E4
Em E4 Em E4	Em Esus2 Em Esus2	Em Em7
Em Em7 Em Esus2	Em Esus2 Em Esus2	Em E4 Em E4
Em E4 Em Cmaj7	E Em Cmaj7 Em7	Cmaj7 Em7 Em Em

### Slow Interlude *(with flute solo)*

| E | *(play 3x)*  
| C9 | *(play 3x)*  
| C | C | C7sus4 |

Cm7	F	C9
G#	A#	Cm A#
C# A#	Cm A#	G# A#
Cm Cm7 Cm6	A# A#maj11	Cm9
A#	Cm A#	G# A#
Cm	Gm	Cm
Gm	Cm Gm F	Gm

### Bridge 4 *(2<sup>nd</sup> guitar solo)*

Cm	Gm F	Gm	Cm	Gm F	Gm		
We are	only	wanting	freedom	We are	only	wanting	freedom
Cm	Gm F	Gm	Cm	Gm F	Gm		
We are	only	wanting	freedom	We are	only	wanting	freedom
Cm	Gm F	Gm	Cm	Gm F	Fm		
We are	only	wanting	freedom	We are	only	wanting	freedom

Cm	Gm	Cm	Gm	Cm	Gm
Cm	Gm Fm	Gm	Cm	Gm Fm Gm	<i>(play 2x)</i>
Cm	F	Cm7	F Fm	G	
Cm	Dm7	Cm7	F	G#	G
Cm	Dm7	Cm7	F	G#	G
Cm	F	Cm	F Fm	G	
Cm	Dm	Cm	F G#	G	
Cm	F Cm	F	Em	G	
Cm	Dm7	Cm7	F Fm	G	
Cm	Gm F	Fm	Gm	Fm Gm	
Csus2	Csus2				

*(Organ arpeggio while bass line runs)*

| Em E4 Em Esus2 | Em E4 Em Esus2 | *(play 4x)*

### Outro

E Emaj11 Esus2 E	E Esus2 E E4	E4
E E4 Esus2 E	Esus2 E Esus2 E	Emaj7
E Emaj11 Esus2 E	E Esus2 E E4	E4
E E4 Esus2 E	Esus2 E Esus2 E	Emaj7

Em Em7 Em Esus2 Em Esus2 Em Esus2 Em E4 Em E4 Em E4 (play 2x)  
We have Wooon

| Em Em7 Esus2 Em | Em Esus2 E4 Em | Em E4 |  
| Em E4 Em Esus2 | Em Esus2 Em Esus2 | Em Em7 |

**A#**

Some of you are going to die

**G#** **A#** **Cmaj11**

Martyrs of course to the freedom that I shall provide

# Genesis Album: Trespass (1970)

## Looking for Someone

### OPEN + BARRE CHORDS (*mixture*)

### Verse 1

**Dm**                      **Dm6** **Dm7**                      **F**  
 Looking for someone, I guess I'm doing that  
**C**

Trying to find a mem'ry in a dark room

Dirty man, you're looking like a Buddha

**Dm**                      **D**  
 I know you well - yeah

## Verse 2

**Dm**                              **Dm6 Dm7**                              **F**  
Keep on a straight line, I    don't believe I can  
**C**  
    Trying to find a needle in a haystack

Chilly wind you're piercing like a dagger  
**Dm**                      **D**  
It hurts me so - yeah

## Bridge 1

**D**                              **Gsus2 G**    **C**  
Nobody needs to disco    - ver me  
**C**              **G**  
I'm back again  
**Dm**    **Gm**  
You see the sunlight through the trees to keep you warm  
**F**    **A#**  
    In peaceful shades of green  
**Fsus4**    **F**  
                    Yet in the darkness of my mind  
**Cm**    **D**  
    Damascus wasn't far behind

**Interlude** | **Dm** | **Dm6** | **Dm7** | **Fsus4** | **F** |

## Verse 3

**Dm**                      **Dm6 Dm7**                              **F**  
Lost in a subway, I guess I'm losing time.  
**C**  
There's a man looking at a magazine  
  
You're such a fool, your mumbo-jumbo  
**Dm**              **D**  
Never tells me anything - yeah

## Bridge 2

**D** **Gsus2 G C**  
Nobody needs to disco - ver me

**C G**  
I'm back again

**Dm Gm**  
You feel the ashes from the fire that kept you warm

**F A#**  
its comfort disappears

**Fsus4 F**  
And still the only friend I know

**Cm D**  
Will never tell me where I go

**Interlude** | **Dm** | **Dm6** | **Dm7** | **Fsus4** | **F** |

**Solo** | **C** | **F** | **G#** | **A#** | **B** | **C#** |  
**C A#**	**C A#**	**C A# C**	**C A# C**		
**C# D#**	**C# D#**	**C# D#**	**C# D#**	**Em C#**	
**F**	**Fm**	**G**			
**Dm**	**G**	**Gm7**	**F**		
**Dm**	**Dm6**	**Gm7**	**Fsus4**	**F**	**C**
**Dm**	**Dsus4**	**D**			

## Outro

<b>Dm</b>	<b>G#</b>	<b>A#</b>
Looking for someone	And now I've found myself a name	
<b>Cm Fm A#m</b>	<b>F# G# A#m</b>	
Come away, leave me	All that I have I will give	
<b>A#m G#</b>	<b>D#m Fm A#m</b>	
Leave me, leave me	All that I am I will give	

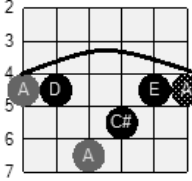
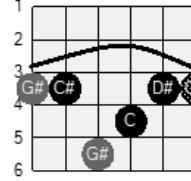
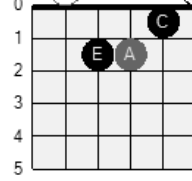
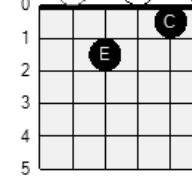
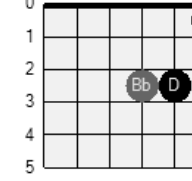
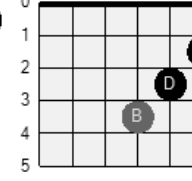
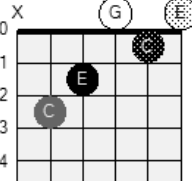
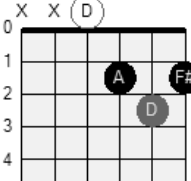
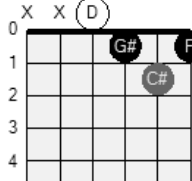
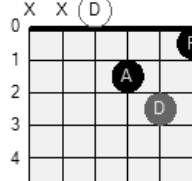
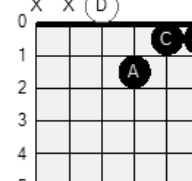
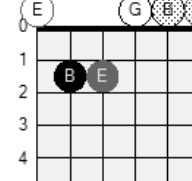
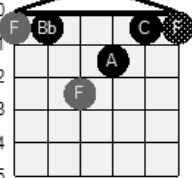
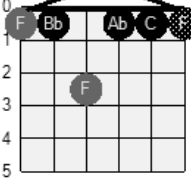
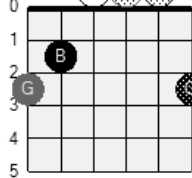
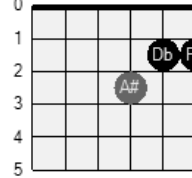
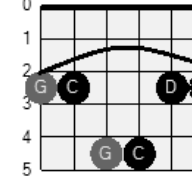
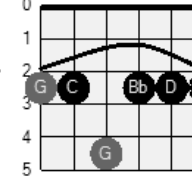
*(Organ and flute play intertwined, until fade-out)*



# Genesis Album: Trespass (1970)

## Visions of Angels

### OPEN + BARRE CHORDS (*mixture*)

<b>A</b> 	<b>A<sup>b</sup></b> 	<b>A<sup>m</sup></b> 	<b>A<sup>m</sup>7</b> 	<b>B<sup>b</sup></b> 	<b>B<sup>m</sup></b> 
<b>C</b> 	<b>D</b> 	<b>D6</b> 	<b>D<sup>m</sup></b> 	<b>D<sup>m</sup>7</b> 	<b>E<sup>m</sup></b> 
<b>F</b> 	<b>F<sup>m</sup></b> 	<b>G</b> 	<b>G<sup>b</sup></b> 	<b>G<sup>sus</sup>4</b> 	<b>G<sup>m</sup></b> 

**Intro 1** | C F | C F | D<sup>m</sup> G<sup>sus</sup>4 | G G<sup>sus</sup>4 | G |

### Verse 1

**C**            **A<sup>m</sup>**        **G**  
 Standing in a forest gazing at the sun

**C**            **A<sup>m</sup>**                    **B<sup>m</sup>**  
 Looking at the trees but there's not even one

**C**            **A<sup>m</sup>**                    **G**  
 See the rippling stream that smiles and then goes by

**C**            **A<sup>m</sup>**                    **B<sup>m</sup>**  
 I run to feel it's comfort, but the water's dry

**E<sup>m</sup>**                            **C**                    **A<sup>m</sup>7 G**  
 I see her face and run to take her hand

**E<sup>m</sup>**                            **C**                    **A<sup>m</sup>7 G**  
 Why she's never there I just don't understand

**Em** **C** **Am7 G**  
 The trumpet sounds, my whole world crumbles down  
**Am D Bb F**  
 Visions of angels all around, dancing the sky  
**Fm Gm C**  
 Leaving me here forever goodbye

## Verse 2

**Am G**  
 As the leaves will crumble, so will fall my love  
**C Am Bm**  
 From the fragile beauty that our lives must take  
**C Am G**  
 Though I once remember echoes of my youth  
**C Am Bm**  
 Now I sense no pass, no love that ends in love  
**Em C Am7 G**  
 Take this dream the stars have filled with light  
**Em C Am7 G**  
 As the blossom glides like snowflakes from the trees  
**Em C Am7 G**  
 In vengeance to a god no one can reach  
**Am D Bb F**  
 Visions of Angels all around, dancing the sky  
**Fm Gm C**  
 Leaving me here forever goodbye

**Interlude** | **Bb** | **Ab** | **Gm** | **Dm** | **G** | **Dm** | **Db** | **Fm** |  
**Db**	**D**					
**G**	**A**	**Bm**	**Db**	**Gb**	**Db**	**D**
**G**	**A**	**Bm**	**Db**	**Gb**	**Db**	**D**
Aaaaaah						
**G**	**A**	**Bm**	**Db**	**Gb**	**Db**	**D**
Aaaaaah						
**G**	**A**	**Bm**	**Db**	**Gb**	**Db**	**D**
 Aaaaaah

| G | A | Bm | Db | Gb | Db | D | Dm7 |  
Aaaaaah

**Intro 2** | C F | C F | Dm Gsus4 | G Gsus4 | G |

### Verse 3

C Am G  
Ice is moving and the world's begun to freeze

C Am Bm  
See the sunlight stopped and deadened by the breeze

C Am G  
Minds are empty, bodies move insensitive

C Am Bm  
Some believe that when they die they really live

Em C  
I believe there never is an end

Em C  
God gave up this world, it's people long ago

Em C  
Why she's never there I still don't understand

Am D Bb F  
Visions of Angels all around, dancing the sky

Fm Gm C  
Leaving me here forever goodbye

Am D Bb F  
Visions of Angels all around, dancing the sky

Fm Gm C  
Leaving me here forever goodbye

Am D Bb F  
Visions of Angels all around, dancing the sky

Fm Gm C  
Leaving me here forever goodbye

**Outro** | Am | D |  
| G | A | Bm | Db | Gb | Db | D |  
| G | A | Bm | Db | Gb | Db | D |  
Aaaaaah

| G | A | Bm | Db | Gb | Db | Dm | C |  
Aaaaaah

| G | A | Bm | Db | Gb | Db | D |  
Aaaaaah

| G | A | Bm | Db | Gb | Db | Dm | C |  
Aaaaaah

# Genesis Album: Trespass (1970)

## Stagnation

### OPEN + BARRE CHORDS (*mixture*)

Intro | G D | C G | Em Am | Bb |  
 | A | Cm | G C D C |

### Verse 1

**G D C G**  
 Here today the red sky tells his tale,  
**Em Am Bb**  
 But the only listening eyes are mine


**A**

There is peace amongst the hills,  
**Cm G C D C**  
 And the night will cover all my pride.

**G D C G**  
 Blest are they who smile from bodies free,  
**Em Am Bb**  
 Seems to me like any other crowd

**Am D**

Who are waiting to be saved.

**Bridge** |  **Dm** |  **Bm7** |  **Cm** | ( = *play arpeggio*)  
**D**	**D**	**Am7**	**Am7**
**Dm7**	**Gm7**	**C**	**F**
**Dm**	**E7**	**Amaj7**	**Amaj7**

**Solo** (*organ slow*) | **Gm** | **Gm** | **Gm** | **Gm** |  
**Gm**	**Gm**	**Gm**	**Gm**
**Bm**	**Bm**	**Am7**	**Am7**
**Bm7**	**Bm7**	**Am7**	**Am7**
**Bm7**	**Bm7**	**Am7**	**Am7**
**Bm7**	**Bm7**	**Am7**	**Am7**
**D**	**D**	**Am7**	**Am7**
**D**	**D**	**Am7**	**Am7**

**Solo** (*organ fast*) | **D** | **D** | **Am7** | **Am7** |  
**D**	**D**	**Am7**	**Am7**
**D**	**D**	**Am7**	**Am7**
**D**	**D**	**Am7**	**Am7**
**D**	**D**	**Am7**	**N.C.**

## Verse 2

**A D Amaj7 Dsus2 A D**

Wait, there still is time for washing in the pool,

**G E4 E**

Wash away the past

**A D Amaj9 D A D**

Moon, my long-lost friend is smiling from above,

**G E4 E**

Smiling at my tears.

**A D A D A D**

Come we'll walk the path to take us to my home,

**G E4 E**

Keep outside the night.

**A D Dmaj7 A A6 A D A D**

The ice-cold knife has come to decorate the dead,

**G6 E4 E**

Somehow

**D A**

And each will find a home,

**D Amaj7**

And there will still be time,

**F#m7 Gmaj7**

For loving my friend

### Verse 3

**A**

You are there

**G D**

And will I wait for ever, beside the silent mirror

**A**

And fish for bitter minnows amongst the weeds

**G D A**

And slimy wateeeeeeeeeer.

**Bridge (organ)** | **G** | **D** | **A** | **A** |  
| **G** | **D** | **A** | **A** |  
| **G** | **D** | |

## Verse 4

**A** **G** **D**  
 I-I-I-I I-I-I-I, I said want to sit down

**A** **G** **D**  
 I-I-I-I I-I-I-I, I said want to sit down

**A**  
 I want a drink, I want a drink

**G** **D**  
 To take all the dust and the dirt from my throat

**A**  
 I want a drink, I want a drink

**G** **D**  
 To wash out the filth that is deep in my guts.

**A** **A7** **A6**  
 I want a drink.

**Solo (flute)**

<b>A</b>	<b>Amaj7</b>	<b>G</b>	<b>D</b>	
<b>A</b>	<b>Amaj7</b>	<b>G</b>	<b>D</b>	
<b>A</b>	<b>Amaj7</b>	<b>G</b>	<b>D</b>	
<b>A</b>	<b>Amaj7</b>	<b>G</b>	<b>D</b>	

**Solo (organ)**

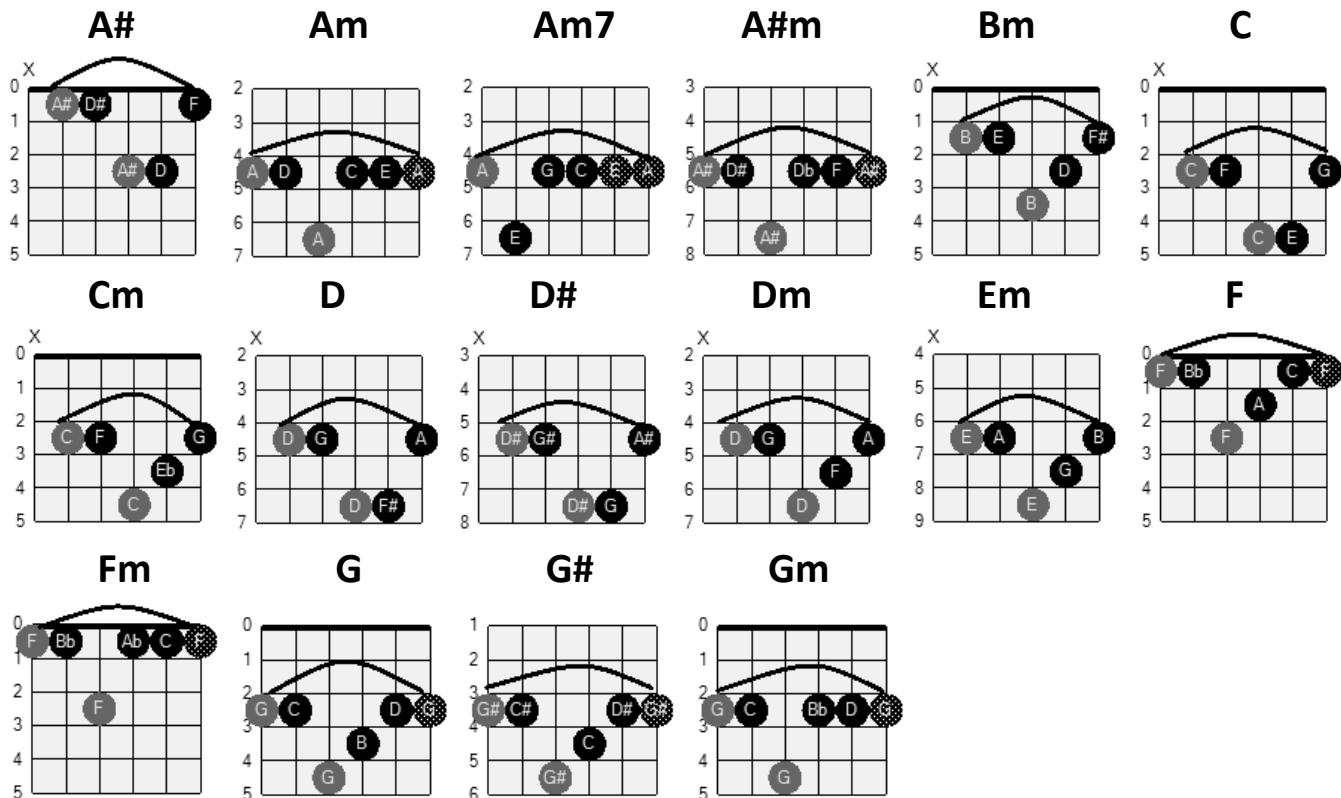
<b>A</b>	<b>Amaj7</b>	<b>D</b>	<b>D</b>	
			Then let us	
<b>A</b>	<b>Amaj7</b>	<b>D</b>	<b>D</b>	
Drink			Then let us	
<b>A</b>	<b>Amaj7</b>	<b>D</b>	<b>D</b>	
Smile			Then let us	
<b>A</b>	<b>Amaj7</b>	<b>D</b>	<b>D</b>	
Go				
<b>A</b>	<b>Amaj7</b>	<b>D</b>	<b>D</b>	<b>Bm7</b>
<b>A4</b> <b>A</b>				



# Genesis Album: Nursery Cryme (1971)

## The Musical Box

### BARRE CHORDS *(preferred playing)*



**Intro** | G Cm G Am7 | Am7 G Cm G | G Cm G Am7 |

### Verse 1

**Cm**                      **G**  
Play me "old king cole"

**A#**                                      **D#**  
All your hearts now seem so far from me

**Cm**                                      **G**  
And the nurse will tell you lies

**A#**                                      **D#**  
But I am lost within this half-world,

**F**                                      **G**  
That I may join with you,

**A#**  
It hardly seems to matter now.

**F**                                      **G**  
Of a kingdom beyond the skies.

**A#**  
It hardly seems to matter now.

### Chorus

**F**  
Play me my song,

**G**  
here it comes again.

**F**  
Play me my song,

**G**  
here it comes again.

## Instrumental break 1

| **Gm Gm Gm G#** | **Gm Gm Gm Fm** | **Gm Gm Gm G#** | (*play 2x*)

## Bridge

**Gm**  
Just a little bit,  
**Gm**  
Time left to live out my life.

**Gm**  
Just a little bit more time,  
**A#m**  
La la la la la la la la la

## Instrumental break 2

| **D#** | **G#** | **D#** | **G#** | **D#** |  
| **A#m** | **Dm** | **A#m** | **Dm** | **A#m** | **A#** |

## Chorus

### Solo (*1<sup>st</sup> guitar solo*)

**F**	**G**	**F**	**G**	**F**	**G**				
**F**	**G**	**F**	**G**	**F**	**G**				
**D#**	**F**	**D#**	**F**	**D#**	**F**	**D#**	**F**		
**F**	**G**	**F**	**G**	**F**	**G**	**F**	**G**		
**D#**	**F**	**D#**	**F**	**D#**	**F**	**D#**	**F**	**D#**	
**F**	**G**	**F**	**G**	**F**	**G**	**F**	**G**		
**D#**	**F**	**D#**	**F**	**D#**	**F**	**D#**	**F**	**D#**	**Gm**

## Verse 2

**Gm** **C**  
Old king cole was a merry old soul,  
**Gm**  
So he called for his pipe,  
**D#** **Gm**  
And he called for his fiddlers three.

**D#** **Gm**  
and a merry old soul was he.  
**C**  
and he called for his bowl,

<b>Gm</b>	<b>F</b>		<b>D#</b>
But the clock, tick-tock,			On the mantelpiece -
<b>D#</b>			
And I want, and I feel, and I know, and I touch,			
<b>F</b>	<b>G</b>		
Her warmth...			

**Instrumental break 3** *(2<sup>nd</sup> guitar solo)*

<b>F</b>	<b>G</b>	<b>F</b>	<b>G</b>	<b>F</b>	<b>G</b>	<b>F</b>	<b>G</b>	
<b>F</b>	<b>D#</b>	<b>G</b>						
<b>F</b>	<b>G</b>	<b>F</b>	<b>G</b>	<b>F</b>	<b>G</b>	<b>F</b>	<b>G</b>	
<b>F</b>	<b>D#</b>	<b>G</b>						

**Verse 3**

**Em**  
 She's a lady, she's got time,  
**G** **F** **G**  
 Brush back your hair, and let me get to know your face.

**Em**  
 She's a lady, she is mine.  
**G** **F** **G**  
 Brush back your hair, and let me get to know your flesh.

**Instrumental break 4**

<b>G</b>	<b>C</b>	<b>D</b>	<b>G</b>	<b>C</b>	<b>D</b>	
----------	----------	----------	----------	----------	----------	--

**Verse 4**

<b>G</b>	<b>Em</b>	<b>Bm</b>	<b>Am</b>		<b>G</b>		
I've been waiting here for so long,					and all this time has passed me by		
<b>C</b>		<b>G</b>		<b>C</b>	<b>D</b>	<b>G</b>	<b>C D</b>
It doesn't seem to matter now,					You stand there with your fixed expression		
<b>G</b>	<b>Em</b>	<b>Bm</b>	<b>Am</b>				
Casting doubt on all I have to say.							

**G F G**

Why don't you touch me, touch me,

**F G F G F G F G**

Why don't you touch me, touch me,

**C FGFCFG FGFCFC** *(repeat several times)*

Touch me now, now, now, now, now...

## Outro

<b>G</b>	<b>C</b>	<b>D</b>	<b>G</b>	<b>C</b>	<b>D</b>	
<b>C</b>	<b>D</b>	<b>G</b>	<b>C</b>	<b>D</b>	<b>G</b>	
<b>G</b>	<b>D</b>	<b>G</b>	<b>D</b>			
<b>G</b>	<b>D</b>	<b>G</b>	<b>D</b>			
<b>G</b>	<b>D</b>	<b>G</b>	<b>D</b>			
<b>G</b>	<b>D</b>	<b>G</b>	<b>D</b>			
<b>G</b>	<b>D</b>	<b>G</b>	<b>G</b>	<b>D</b>	<b>G</b>	

# Genesis Album: Nursery Cryme (1971)

## The Return of the Giant Hogweed

### BARRE + POWER CHORDS

<b>A</b>	<b>A7</b>	<b>Am</b>	<b>Am7</b>	<b>Ab</b>	<b>Ab5</b>
<b>Abm</b>	<b>Abmaj7</b>	<b>Bb</b>	<b>Bbm</b>	<b>C</b>	<b>D</b>
<b>Dmaj7</b>	<b>D7sus4</b>	<b>Db</b>	<b>Db sus2</b>	<b>Dm</b>	<b>E</b>
<b>Em</b>	<b>Eb</b>	<b>F</b>	<b>Fm</b>	<b>F#</b>	<b>G</b>
<b>G5</b>	<b>Gb5</b>	<b>Gb</b>	<b>Gb6</b>	<b>G#</b>	<b>Gm</b>

Intro | Eb | Eb | G | G | Bbm | Bbm |  
 | Am7 | Abmaj7 | G | G5 | G5 | (play 2X)  
 (all chords can be played arpeggio)

### Verse 1

**Gm D7sus4 Gm**

Turn and run!

**Bb F D7sus4 Gm D7sus4**

Nothing can stop them

**Gm Bb F D7sus4 D A D A D A D**

Around e-very river and canal their power is growing

**Gm D7sus4 Gm**

Stamp them out!

**Bb F D7sus4 Gm D7sus4**

We must destroy them

**Gm Bb F D7sus4 D A D A D A D**

They infil-trate each city with their thick dark warning odour

## Chorus 1

**Bbm F**

They are invincible

**Bbm F Bbm F**

They seem immune to all our herbicidal battering

**Bridge 1 | Gb6 | F | G5 | G5 |**

## Verse 2

**G Eb F Bb F Em**

Long aaaaago in the Russian hills

**Em Am Dm Gm Eb C F**

A Vic--torian explorer found the regal Hogweed by a marsh

**D Em G**

He captured it and brought it home

## Verse 3

**| G | F G | Em G | G |**

*N.C.* **Ab Gb**

Botanical creature stirs, seeking revenge

**| Ab | Fm Ab | Ab |**

*N.C.* **A A7**

Royal beast did not forget

**Dm Gm Eb**

He came home to London

**C F D Em G**

And made a present of the Hogweed to the Royal Gardens at Kew

**Bridge 2 | D G | D G | D |**

## Verse 4

**Gm D7sus4 Gm**

Waste no time!

**Bb F D7sus4 Gm D7sus4**

They are approach-ing

**Gm Bb F D7sus4 D A D A D A D**

Hurry now, we must protect ourselves and find some shelter

**Gm D7sus4 Gm**

Strike by night!

**Bb F D7sus4 Gm D7sus4**

They are defence-less

**Gm Bb F D7sus4 D A D A D A D**

They all need the sun to photosensitize their venom

## Chorus 2

**Bbm F**

Still they are invincible

**Bbm F Bbm F**

Still they seem immune to all our herbicidal battering

**Bridge 3 | Gb6 | F | G5 | G5 |**

## Verse 5

**G Eb F Bb F Em**

Fashioonable country gen--tlemen

**Em Am Dm Gm Eb**

Had some cultivated wild gardens

**C F D Em G**

In which they innocently planted the Giant Hogweed throughout the land

| G | F G | Em G | G |  
 N.C. Ab Gb

Botanical creature stirs, seeking revenge

| Ab | Fm Ab | Ab |  
 N.C. A A7

Royal beast did not forget

Dm Gm Eb  
 Soon they escaped, spreading their seed

C F D Em G  
 Preparing for an onslaught, threatening the human race

**Bridge 3** | D G | D G | D |

**Solo** *(guitar and flute solo)*

Gm D7sus4 Gm	Bb F D7sus4	
Gm D7sus4 Gm	Bb F D7sus4	
D	A	
D	A	
D	A	
D	D	
Bbm	F	F
Bbm	F	F
Bbm	F	F
Bbm	F	F

*(piano solo)*

C	C	
Ab Eb	Ab Eb	
C	C	
Ab Eb	Ab Eb	

*(guitar and piano solo)*

Fm	Fm	
Eb	Eb	<i>(play 5x)</i>

**Outro**



## Db sus2

Mighty Hogweed is avenged

**Ab**

Human bodies soon will know our anger

## Db sus2

Kill them with your Hogweed hairs

**Fm Eb Abm Eb**

Heracleum mantegazzii --- ani

<b>Abm</b>	<b>Db</b>	<b>Abm</b>	<b>Gb5 Ab5</b>	
<b>Bb</b>	<b>Bb</b>	<b>Db</b>	<b>Gb</b>	
<b>Dmaj7</b>	<b>E F#</b>	<b>G#</b>	<b>G#</b>	
<b>Gm</b>	<b>Bb</b>	<b>Eb</b>	<b>Bb C</b>	
<b>D</b>	<b>Db Eb</b>	<b>F</b>	<b>Bb C</b>	
<b>Abm</b>	<b>Db</b>	<b>Abm</b>	<b>Gb5 Ab5</b>	
<b>Bb</b>	<b>Bb</b>	<b>Db</b>	<b>Gb</b>	
<b>Dmaj7</b>	<b>E F#</b>	<b>G#</b>	<b>G#</b>	
<b>Gm</b>	<b>Bb</b>	<b>Eb</b>	<b>Bb C</b>	
<b>D</b>	<b>Db Eb</b>	<b>F</b>	<b>Bb C</b>	
<b>F</b>	<b>Db Eb</b>	<b>F</b>	<b>F</b>	

# Genesis Album: Nursery Cryme (1971)

## The Fountain of Salmacis

### BARRE + POWER CHORDS

<b>A</b> 	<b>A#m</b> 	<b>Am</b> 	<b>Am6</b> 	<b>Am7</b> 	<b>Am9</b> 
<b>B</b> 	<b>Bbdim7</b> 	<b>Bm</b> 	<b>Bm7</b> 	<b>C</b> 	<b>Cmaj7</b> 
<b>Cm7</b> 	<b>C#</b> 	<b>C#dim7</b> 	<b>C#sus4</b> 	<b>C#m</b> 	<b>C#m7</b> 
<b>D</b> 	<b>D#m</b> 	<b>E</b> 	<b>E5</b> 	<b>Edim7</b> 	<b>Em</b> 
<b>Em7</b> 	<b>Emadd4</b> 	<b>F</b> 	<b>F#</b> 	<b>Fm7</b> 	<b>G</b> 
<b>G#</b> 	<b>Gsus4</b> 	<b>Gdim7</b> 	<b>G#m</b> 		

**Intro** | **Cmaj7** | **D** | **Cmaj7** | **D** |  
 | **Cmaj7** | **Cmaj7** | **Cmaj7** | **D** | **D** |

## Verse 1

**Em** **Bm**  
 From a dense forest of tall dark pinewood,  
**Em** **F#** **B**  
 Mount Ida rises like an island.  
**Em** **Bm**  
 Within a hidden cave, nymphs had kept a child;  
**Em** **F#** **B** **Am**  
 Hermaphroditus, son of gods, so afraid of their love.

## Verse 2

**Am9** **Am6** **Emadd4** **Em**  
 As the dawn creeps up the sky  
**Am9** **Am6** **Emadd4**  
 The hunter caught sight of a doe.  
**Em** **Am7** **Am** **Emadd4** **Em**  
 In desire for conquest,  
**Am7** **Am** **Emadd4** **Em**  
 He found himself within a glade he'd not beheld before.

## Bridge 1

**Gsus4** **G** **Gsus4** **C** **D**  
 "Where are you, my father? Give wisdom to your son"

## Verse 3

**Am9** **Am6** **Emadd4**  
 And as his strength began to fail  
**Em** **Am9** **Am6** **Emadd4** **Em**  
 He saw a shimmeriiiiiiing lake.  
**Am9** **Am6** **Emadd4** **Em**  
 A shadow in the dark green depths

**Am7 Am6 Emadd4 Em**  
Disturbed the strange tranquility.

## Bridge 2

**Gsus4 G Gsus4 C D**  
"The waters are disturbed Some creature has been stirred"

**Interlude** | **Cmaj7** | **Cmaj7** | **Bm7** | **Bm7** |  
(*instrumental*) | **Cmaj7** | **Cmaj7** | **Bm7** | **Bm7** |  
| **Cmaj7** | **Cmaj7** | **Cmaj7** | **Cmaj7** |  
| **D** | **D** |

## Verse 4

**Em Bm**  
As he rushed to quench his thirst,  
**Em F# B**  
A fountain spring appeared before him  
**Em Bm**  
And as his heated breath brushed through the cool mist,  
**Em F# B Am**  
A liquid voice called, "Son of gods, drink from my spring".

## Verse 5

**Am9 Am6 Emadd4 Em**  
The water tasted strangely sweet.  
**Am9 Am6 Emadd4**  
Behind him the voice called again.  
**Em Am7 Am Emadd4 Em**  
He turned and saw her, in a cloak of mist alone  
**Am7 Am6 Emadd4 Em**  
And as he gazed, her eyes were filled with the darkness of the lake.

## Bridge 3

**Gsus4 G Gsus4 C D**  
"We shall be one We shall be joined as one"

**Guitar solo** | E | G | D | B |  
Em	Em	F	F
Cm7	Cm7	D	D
A	A	E	E
E	E	E	E

**Bridge (bass)** | E5 | E5 |

**Solo (guitar and flute solo over chords)**

E A B E	B F# G A	G D	G D G
D G	D G D	Gdim7 Bbdim7	C#dim7 Edim7
E A B E	B F# G A	G D	G D G
C# F#	C# F# C#		

## Bridge 4

F# G#m F# G#m C#m G#m  
 "Away from me cold-blooded woman Your thirst is not m i i i i i i ne"

**Solo (continuation of guitar solo)**

| C#m G#m |  
 | C# F# | C# F# C# | F# C# | F# C# F# |

## Bridge 5

F# G#m F# G#m C#m G#m  
 "Nothing will cause us to part Hear me, O Goooooods"

**Solo (continuation of guitar solo)**

| C#m G#m |  
 | C# F# | C# F# C# | F# C# | F# C# F# |

## Verse 6

D#m D  
 Unearthly calm descended from the sky

**C#sus4 C#**

(ah, ah, ah, ah, ah, ah, aaaah, aaaah)

**E B**

And then their flesh and bones were strangely merged

**G#m C#m A D**

Forever to be joined as one.

**D E D E**

(Ah, ah, ah, ah. Ah, ah, ah, ah.)

### **Solo** *(continuation of guitar solo)*

| **D E** |  
| **C# F# C# F# C# F# C# F#** |

### **Solo** *(organ progression, fingerstyle and organ bridge)*

| **C# C# F# E B B F** |  
| **E E F# E E F#** |  
| **A#m A#m Fm A#m A#m Fm7** |  
| **F# F# G# F# F# G#** |

| **G#m C#m7 G#m C#m7** |  
| **G#m C#m7 G#m C#m7** |  
| **Bm Em7 Bm Em7** |  
| **Bm Em7 Bm Em7 N.C.** |

| **Em Am B N.C. Em Em** |

**Musical break** | **N.C. Em Em Em** |  
| **Cmaj7 Cmaj7 D D** |

### **Verse 7**

**Am9 Am6 Emadd4**

The creature crawled into the lake.

**Em Am9 Am6 Emadd4 Em**

A fading voooooooooiiiice was heard:

**Am9 Am6 Emadd4 Em**

"And I beg, yes I beg that all who touch this spring

**Am9 Am6 Emadd4 Em**

May shaaaaare my fate"

## Bridge 6

**Gsus4 G Gsus4 C D**  
"We are the one We are the one"

## Verse 8

**D#m D**  
Both had given everything they had.

**C#sus4 C#**  
(ah, ah, ah, ah, ah, ah, aaaah, aaaah)

**E B**  
A lover's dream had been fulfilled at last,

**G#m C#m A D**  
Forever still beneath the lake.

**D E D E**  
(Ah, ah, ah, ah. Ah, ah, ah, ah.)

**D E D E**  
(Ah, ah, ah, ah. Ah, ah, ah, ah.)

## Outro *(with guitar solo)*

<b>D</b>	<b>E</b>	<b>D</b>	<b>E</b>	
<b>D</b>	<b>E</b>	<b>D</b>	<b>E</b>	
<b>D</b>	<b>E</b>	<b>D</b>	<b>E</b>	
<b>D</b>	<b>E</b>	<b>D</b>	<b>E</b>	
<b>D</b>	<b>E</b>	<b>D</b>	<b>E</b>	
<b>F#</b>	<b>F#</b>	<b>F#</b>	<b>F#</b>	

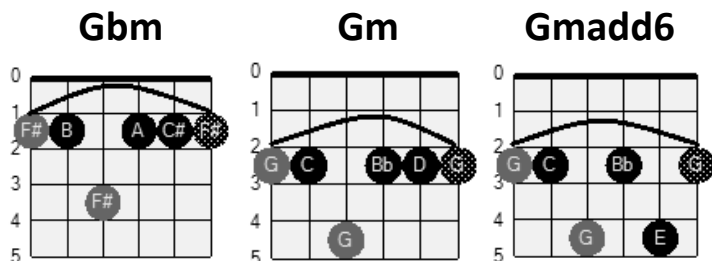
# Genesis Album: Nursery Cryme (1971)

## Seven Stones

### OPEN + BARRE CHORDS (*mixture*)

<b>A</b> 	<b>Am</b> 	<b>Ab</b> 	<b>Absus4</b> 	<b>Abm</b> 	<b>B</b> 
<b>Bb</b> 	<b>Bbsus4</b> 	<b>Bbm</b> 	<b>Bm7b5</b> 	<b>C</b> 	<b>Cm</b> 
<b>Cm7</b> 	<b>D</b> 	<b>Dsus4</b> 	<b>Db</b> 	<b>Dbsus4</b> 	<b>Dbmaj7</b> 
<b>Dbmaj9</b> 	<b>Dbsus2</b> 	<b>Dbm</b> 	<b>Dm</b> 	<b>E</b> 	<b>E7</b> 
<b>Emaj7</b> 	<b>Eb</b> 	<b>Ebsus4</b> 	<b>Ebmaj7</b> 	<b>Em</b> 	<b>F</b> 
<b>Fsus4</b> 	<b>Fm</b> 	<b>Fm7</b> 	<b>F#m7</b> 	<b>G</b> 	<b>Gb</b> 





**Intro** | G D G D | G D G D | Am D | C G |  
 C D F C Ebmaj7  
 I heard the old man tell his tale

## Verse 1

**Bb Cm7 Fm7**  
 Tinker, alone within a storm  
**Eb Bbsus4 Bb Gm**  
 And losing hope he clears the leaves beneath a tree  
**Bb F**  
 Seven stones lay on the ground  
**Cm Gm**  
 Within the seventh house a friend was found  
**Dbmaj7 Ab Eb**  
 And the changes of no consequence will pick up the reins from nowhere

## Verse 2

**Bb Cm7 Fm7**  
 Sailors, in peril on the sea,  
**Eb Bbsus4 Bb Gm**  
 Amongst the waves a rock looms nearer, and not yet seen  
**Bb F**  
 They see a gull flying by  
**Cm Gm**  
 The Captain turns the boat and he asks not why  
**Dbmaj7 Ab Eb**  
 And the changes of no consequence will pick up the reins from nowhere  
**Dsus4 D**  
 Nowhere

**Bridge 1** | Gm Fsus4 F | C Eb |  
 | Gm Fsus4 F | Bbm Eb |  
 | Ab F |

## Chorus 1

Bbm Gb Db Ab  
 Despair that tires the world brings the old man laughter  
 Dbm Gbm D Dbm D Dbm  
 The laughter of the world only grieves him, believe him  
 A G F Cm  
 The old man's guide is chance

**Bridge 2** | Fm Cm | Fm | C G |  
 C D F C Ebmaj7  
 I heard the old man tell his tale

## Interlude *(instrumental)*

Bb Cm	Fm7	Ebsus4 Eb	Ebsus4 Eb
Bb Cm	Fm7	Ebsus4 Eb	Ebsus4 Eb
Gm D Gm	Dm	Cm7	Dbmaj7
Ab Eb			

## Verse 3

Bb Cm7 Fm7  
 Farmer, who knows not when to sow  
 Eb Bbsus4 Bb Gm D Gm  
 Consults the old man clutching money in his hand  
 Dm Dm  
 With a shrug, the old man smiled  
 Cm Cm7  
 Took the money, left the farmer wild  
 Dbmaj7 Ab Eb  
 And the changes of no consequence will pick up the reins from nowhere  
 Dsus4 D  
 Nowhere

**Bridge 3** | Gm Fsus4 F | C Eb |  
 | Gm Fsus4 F | Gm Fsus4 F |  
 | Db | Dbsus2 Dbmaj9 | Dbsus2 Dbmaj9 |

## Chorus 2

**Bbm** **Gb** **Db** **Ab**  
 Despair that tires the world brings the old man laughter  
**Dbm** **Gbm** **D** **Dbm** **D** **Dbm**  
 The laughter of the world only grieves him, believe him  
**A G F Cm** | **Fm Cm** | **Fm B** | **Db B** |  
 The old man's guide is chance

**Bridge 4** | Dbsus4 Db A E |  
 | Dbsus4 Db F#m7 E |

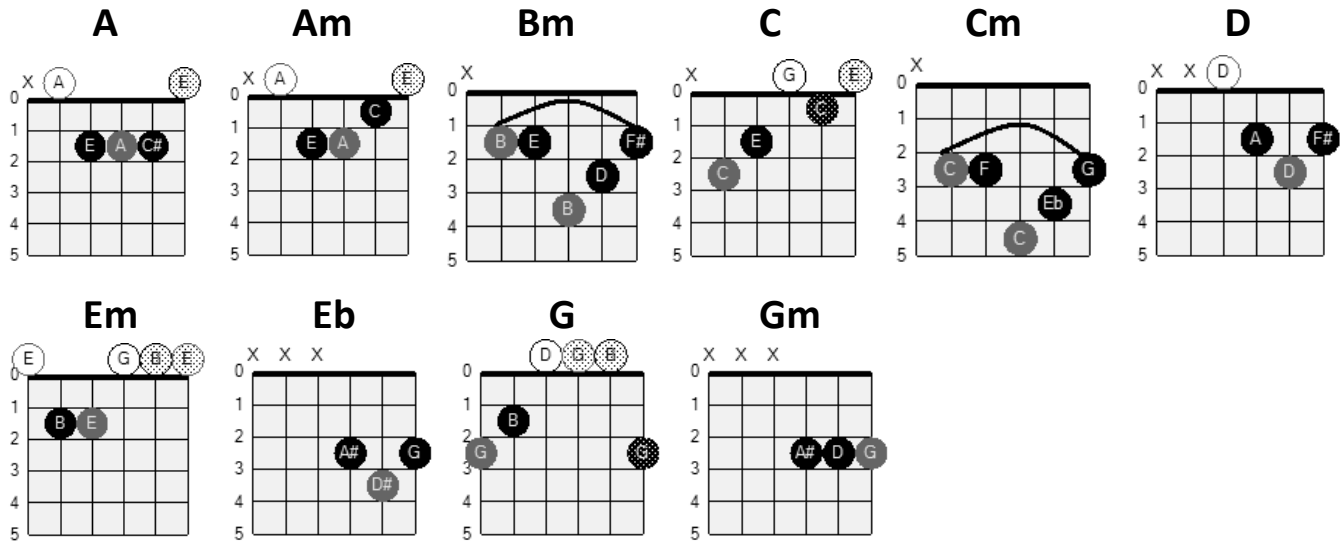
## Outro *(instrumental)*

Gbm	D	A	E	Am	Dm	
Bb	Am	Bb	Am	F	Db	
Abm	Dbm	Abm	Dbm	Abm	Absus4	
E	B	B	A	D	Bm7b5	
A	Abm	Emaj7	E7	Em	Gmadd6	
B						

# Genesis Album: Nursery Cryme (1971)

## Harlequin

### OPEN + BARRE CHORDS (*mixture*)



### Verse 1

**Gm**                    **C**  
Came the night a mist dissolved the trees  
**Cm**           **G**                    **A**                    **Am** **Eb** **G**  
And in the broken light colours fly, fading by  
**G**                                    **C**  
Pale and cold as figures fill the glade  
**Cm**           **G**                    **A**                                    **G** **C** **G**  
Grey is the web they spin, on and on, and on and on  
**G**                    **Gm**           **Cm**                    **Gm**  
Through the flame still summer lingers on  
**Gm**                                    **Eb** **A**  
Though her pictures soon shatter

### Chorus

**G** **D**  
All, always the same  
                  **Bm**                    **D**  
But there appears in the shades of dawning

**Em**                    **G**  
Though your eyes are dim  
*N.C.*                    **D**  
All of the pieces in the sky

## Verse 2

**Gm**                    **C**  
There was once a harvest in this land  
**Cm**                    **G**                    **A**                    **Am Eb G**  
Reap from the turquoise sky, harlequin, harlequin  
**G**                    **C**  
Dancing round, three children fill the glade  
**Cm**                    **G**                    **A**                    **G C G**  
Theirs was the laughter in the winding stream, and in between  
**G**                    **Gm**                    **Cm**                    **Gm**  
Close your door, the picture fades again  
**Gm**                    **Eb A**  
From the flames in the firelight

## Chorus

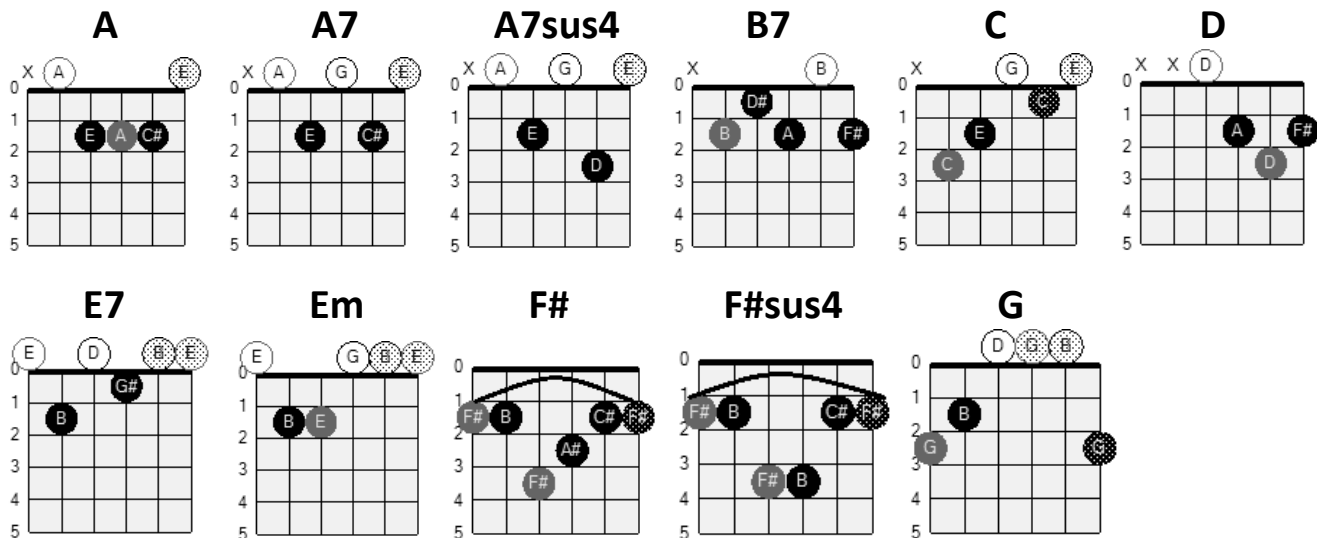
### Outro *(alternate chorus)*

**G D**  
All, all is not lost  
                  **Bm**                    **D**  
And light appears in the shades of dawning  
**Em**                    **G**  
When your eyes can see  
*N.C.*                    **D**  
Order the pieces, put them back, put them back

# Genesis Album: Nursery Cryme (1971)

## For Absent Friends

### OPEN + BARRE CHORDS (*mixture*)



**Intro** | A | Em D A |

### Verse 1

D D D  
 Sunday at six when they close both the gates  
 D Em D Em  
 A wi dowed pair  
 D Em D A7  
 Still sitting there,  
 G Em A D  
 Wonder if they're late for church  
 D D  
 And it's cold, so they fasten their coats  
 D Em D Em D Em D A7  
 And cross the grass, they're al - ways last.

### Chorus 1

C	F#sus4
Passing by the padlocked swings,	The roundabout still turning,
B7	E7 A7sus4
Ahead they see a small girl	On her way home with a pram.

**Break** | A | Em D A |

## Verse 2

D D  
Inside the archway,  
D D Em D Em  
The priest greets them with a courteous nod.  
D Em D A7  
He's close to god.  
G Em A D D  
Looking back at days of four instead of two.  
D  
Years seem so few (four instead of two).  
D Em D Em  
Heads bent in prayer  
D Em D A7  
For friends not there.

## Chorus 2

C F#sus4 F# F#sus4  
Leaving twopence on the plate, They hurry down the path  
F# B7  
and through the gate  
E7 A7sus4  
And wait to board the bus That ambles down the street.

**Outro** | A | Em D A | D |

# Genesis Album: Nursery Cryme (1971)

## Harold the Barrel

### OPEN + BARRE CHORDS (*mixture*)

The image displays 25 guitar chord diagrams arranged in a grid. Each diagram shows a six-string guitar fretboard from the 0th to the 5th fret. Chords are labeled as follows:

- A**: 0th fret, open strings, 2nd fret E, 2nd fret A, 2nd fret C#.
- A7**: 0th fret, open strings, 2nd fret E, 2nd fret C#.
- Am**: 0th fret, open strings, 2nd fret E, 2nd fret A, 3rd fret C.
- Am7**: 0th fret, open strings, 2nd fret E, 3rd fret C.
- B7**: 2nd fret, open strings, 1st fret D#, 2nd fret B, 2nd fret A, 2nd fret F#.
- Bb**: 1st fret, open strings, 1st fret A#, 1st fret D#, 5th fret F.
- Bbmaj7**: 1st fret, open strings, 1st fret Bb, 2nd fret A, 3rd fret F, 3rd fret D.
- Bbm7**: 1st fret, open strings, 1st fret Bb, 1st fret Ab, 3rd fret F, 3rd fret Db.
- Bm**: 2nd fret, open strings, 2nd fret B, 3rd fret D, 4th fret F#.
- C**: 0th fret, open strings, 2nd fret E, 3rd fret C, 4th fret G.
- Cm7**: 0th fret, open strings, 2nd fret C, 2nd fret Bb, 3rd fret G, 4th fret Eb.
- D**: 0th fret, open strings, 2nd fret A, 3rd fret D, 5th fret F#.
- D7**: 0th fret, open strings, 2nd fret A, 2nd fret C, 2nd fret F#.
- Dsus4**: 0th fret, open strings, 2nd fret A, 3rd fret D, 4th fret G.
- Dm**: 0th fret, open strings, 2nd fret A, 3rd fret D, 5th fret F.
- Dm7**: 0th fret, open strings, 2nd fret A, 2nd fret C, 2nd fret F.
- E**: 0th fret, open strings, 1st fret B, 1st fret E, 2nd fret G#.
- Eb**: 0th fret, open strings, 2nd fret A#, 3rd fret D#, 5th fret G.
- Ebmaj7**: 0th fret, open strings, 1st fret Eb, 2nd fret Bb, 2nd fret D, 2nd fret G.
- F**: 1st fret, open strings, 1st fret F, 2nd fret A, 3rd fret C.
- Fmaj7**: 0th fret, open strings, 1st fret F, 2nd fret A, 3rd fret C, 5th fret E.
- F#**: 1st fret, open strings, 1st fret F#, 1st fret B, 2nd fret C#, 3rd fret A#.
- G**: 0th fret, open strings, 2nd fret D, 2nd fret G, 2nd fret B.
- Gm**: 0th fret, open strings, 2nd fret G, 2nd fret C, 2nd fret Bb, 2nd fret D, 5th fret G.
- G#m**: 3rd fret, open strings, 3rd fret G#, 3rd fret C#, 3rd fret B, 3rd fret D#, 5th fret G#.

### Part 1 (*the newsreader*)

**Am**                      **Am7**                      **Bbmaj7**  
A well-known Bognor restaurant-owner disappeared  
**Am**  
Early this morning.



**Am7**                    **Am7**                    **C**                    **D7**  
 Last seen in a mouse-brown overcoat, Suitably camouflaged,  
**G**                    **B7**                    **E**  
 They saw him catch a train.

**Part 2** (*gossip in the street*)

**G#m**                    **Eb**                    **G#m**                    **Eb**  
 Father of three it's disgusting                    Such a horrible thing to do  
**Gm**                    **F**                    **A7**                    **Dsus4**                    **D**  
 Harold 'the Barrel' cut off his toes and he served them all for tea  
**Gm** **Bb** **A7** **Dm**                    **Gm**  
 Can't go far,                    he can't go far.  
**Bb**                    **A7** **Dm**                    **Gm**  
 Hasn't got a leg to stand on                    he can't go far.

**Part 3** (*one of the direct bystanders*)

**Am**                    **Am7**                    **Bbmaj7**  
 I'm standing in a doorway on the main square  
**Am7**                    **Am7**                    **Am7**  
 Tension is mounting,                    there's a restless crowd of angry people

**Part 4** (*member of the council*)

**C**                    **D7**                    **C**                    **B7** **E**  
 More than we've ever seen.                    Had to tighten up security  
**G#m**                    **Eb**                    **G#m**                    **Eb**  
 Over to the scene at the town hall                    The lord mayors ready to speak

**Part 5** (*the Lord Major with the public crowd*)

**Gm**                    **F**                    **A7**                    **Dsus4**                    **D**  
 Man of suspicion, you can't last long                    The British public is on our side  
**Gm** **Bb** **A7** **Dm**                    **Gm**  
 Can't last long,                    you can't last long.  
**Bb**                    **Dm**  
 Said you couldn't trust him, his brother was just the same

## Gm

You can't last long

### Part 6 *(Harold and counselling with Mr. Plod)*

<b>Fmaj7</b>	<b>Bbmaj7</b>	<b>Fmaj7</b>	<b>Bbmaj7</b>
If I was many miles from here,		I'd be sailing in an open boat on the sea	
<b>Ebmaj7</b>	<b>Dm7</b>	<b>Ebmaj7</b>	<b>Dm7</b>
Instead I'm on this window ledge,		with the whole world below	
<b>Cm7</b>	<b>Bbm7</b>	<b>Cm7</b>	<b>Bbm7</b>
Up at the window,		look at the window...	
<b>A</b>	<b>E</b>	<b>A</b>	<b>E</b>
We can help you		We can help you	
<b>F#</b>	<b>Bm</b>	<b>Bm</b>	<b>Bm</b>
Were all your friends, if you come on down			
<b>G</b>			
And talk to us son			
<b>D</b>	<b>A</b>	<b>E</b>	
You must be joking		Take a running jump	

### Part 7 *(appalled crowd looking at the scenery)*

<b>Am</b>	<b>Am7</b>	<b>Bbmaj7</b>	<b>Am</b>
The crowd was getting stronger and our Harold getting weaker;			
<b>Am7</b>	<b>Am7</b>		
Forwards, backwards, swaying side to side			
<b>C</b>	<b>D7</b>	<b>C</b>	<b>G</b> <b>B7</b> <b>E</b>
Fearing the very worst.		They called his mother to the site	
<b>G#m</b>	<b>Eb</b>	<b>G#m</b>	<b>Eb</b>
Up on the ledge beside him,		his mother made a last request.	

### Part 8 *(elderly Mr. Barrel pledging)*

<b>Gm</b>	<b>F</b>	<b>A7</b>	
Come off the ledge, if your father were alive			
<b>Dsus4</b>	<b>D</b>		
He'd be very, very, very upset.			
<b>Gm</b> <b>Bb</b> <b>A7</b> <b>Dm</b>		<b>Gm</b>	
Just can't jump,		you just can't jump	

**Bb**  
Your shirts all dirty,  
**Gm**  
You just can't jump

**A7** **Dm**  
there's a man here from the B. B. C.

**Part 9** (*Mr. Plod and Harold in last discussion*)

**A** **E** **A** **E**  
We can help you We can help you

**F#** **Bm** **Bm**  
Were all your friends, if you come on down

**G** **D** **A**  
And talk to us Harry! You must be joking.

**E**  
Take a running jump .....



Genesis ca. 1970:

Bovenste rij: Peter Gabriel, Steve Hackett

Onderste rij: Phil Collins, Tony Banks, Mike Rutherford